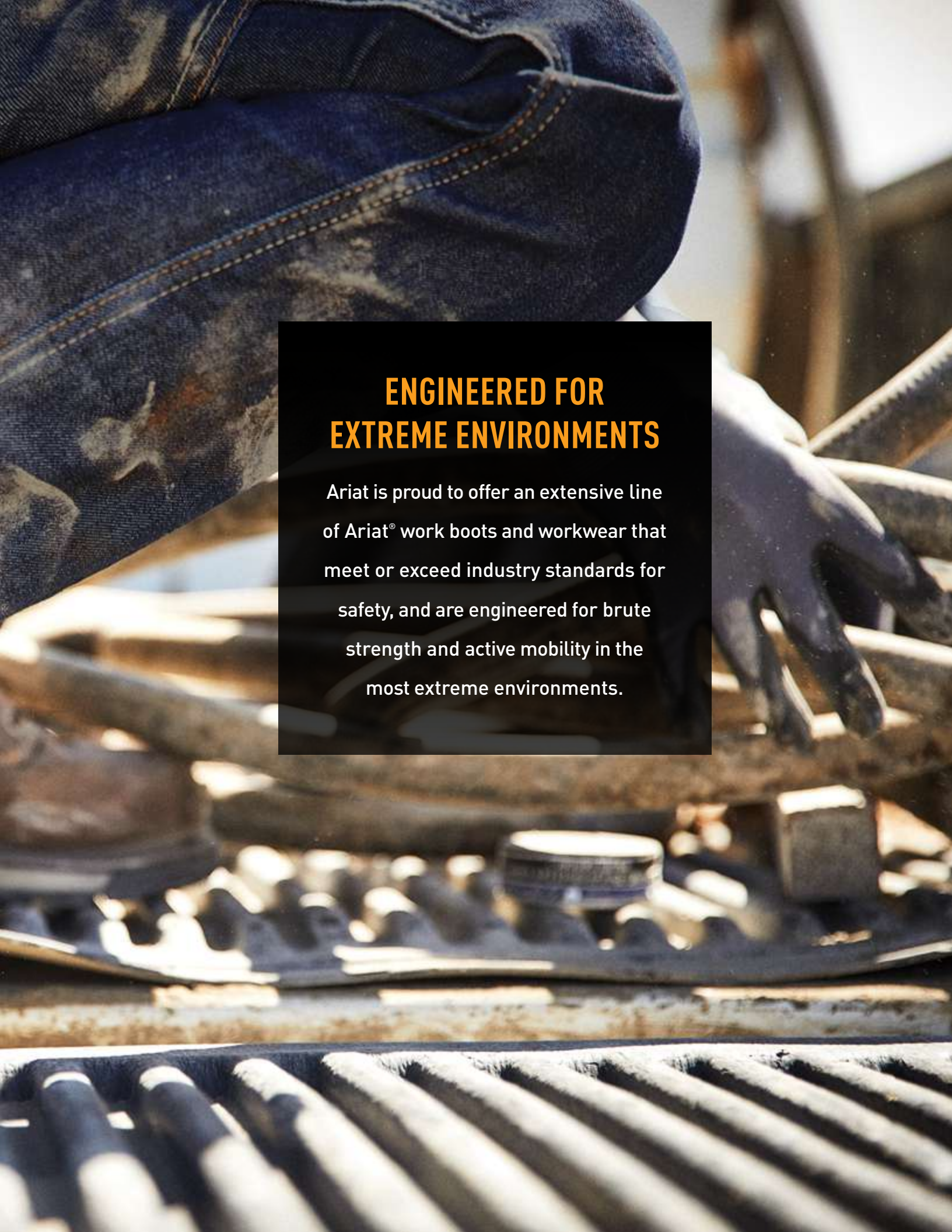


WORK FOOTWEAR



ARIAT[®]
WORK





ENGINEERED FOR EXTREME ENVIRONMENTS

Ariat is proud to offer an extensive line of Ariat® work boots and workwear that meet or exceed industry standards for safety, and are engineered for brute strength and active mobility in the most extreme environments.

WORK FOOTWEAR FALL 2024



TABLE OF CONTENTS

3 TECHNOLOGY

- 4 Platform Guide
- 6 Technology
- 10 Insoles
- 11 Additional Technologies & Features

15 WORK

- 16 Catalyst™ VX Work
- 17 OverDrive™
- 18 Endeavor
- 20 Powerline
- 22 Logger Shock Shield™
- 24 Stump Jumper™
- 27 RigTek™
- 29 Big Rig
- 31 MasterGrip™
- 32 Turbo
- 38 Riveter
- 40 Rebar® Lift
- 43 Rebar® Wedge
- 45 Rebar® Flex
- 46 Groundbreaker
- 48 Edge LTE
- 51 Working Mile
- 52 Tracey
- 54 Treadfast
- 57 Casual Work
- 58 Expert Safety Clog
- 59 Conveyer™
- 60 Outpace™
- 64 ShiftRunner™

67 WESTERN WORK

- 68 Catalyst™ VX Work
- 69 Intrepid™
- 72 OverDrive™
- 73 WorkHog® XT
- 79 WorkHog®
- 85 RigTek™
- 88 Big Rig
- 91 Sierra
- 96 Terrain Work
- 97 Rebar® Flex Western
- 100 Groundbreaker
- 103 Rambler Work Wedge
- 104 Tracey
- 105 Anthem Work
- 107 Fatbaby® Work

109 REFERENCE













- 110 Marketing Materials
- 115 Sizing Reference
- 115 International Sizing Equivalents
- 115 Extra Sizes
- 122 Index by DryShield™
- 123 Index by BOA®
- 124 Index by Insulated
- 124 Index by Met Guard
- 124 Index by Static Dissipative
- 125 Index by Puncture Resistant
- 126 Index by Carbon Toe
- 126 Index by Composite Toe
- 127 Index by Steel Toe
- 127 Index by 100% Non-Metallic
- 128 Index by Style Name
- 129 Index by Style Number



TECHNOLOGY

ARIAT WORK PLATFORM GUIDE

HEAVY-DUTY

BEST FOR	Harsh outdoor work environments; oil & gas exploration	Oilfield or industrial environments with chemicals	Harsh outdoor work environments & heavy-duty construction	Harsh outdoor work and high heat environments
PLATFORMS	 <p>CATALYST™ VX WORK Extreme protection with advanced cushioning</p>	 <p>RIGTEK™ Durable traction with superior cushioning</p>	 <p>BIG RIG Durable support for bigger guys</p>	 <p>SIERRA Extreme durability and heat resistance</p>
	 <p>OVERDRIVE™ Maximum stability with added protection</p>		 <p>ENDEAVOR Extended stability and cushioning with outdoor traction</p>	
	 <p>WORKHOG® Maximum side-to-side stability</p>		 <p>INTREPID™ Rebound and cushioning for active outdoor work</p>	
	 <p>WORKHOG® XT Maximum side-to-side stability</p>		 <p>LOGGER SHOCK SHIELD® Aggressive outdoor traction with shock absorption</p>	
			 <p>POWERLINE Durability and traction with stability shank</p>	
			 <p>STUMP JUMPER™ Outdoor traction with durable support</p>	



MIXED USE

Construction, factory, or warehouse work	Construction, factory, or warehouse work; Farm and ranch work	Farm and ranch work, or general construction	Indoor electronics, explosives, or chemicals manufacturing	Mixed use office and warehouse/factory environments
 <p>MASTERGRIP™ Durable, multi-surface traction</p>	 <p>GROUNDBREAKER Versatile traction and comfort</p>	 <p>ANTHEM WORK Featherweight flex with maximum support and cushion</p>	 <p>CASUAL WORK Static dissipating comfort</p>	 <p>CONVEYER™ WORK All day cushioning and support</p>
 <p>TREADFAST Comfort and multi-surface traction</p>	 <p>REBAR® FLEX Flexible cushioning for kneeling and bending</p>	 <p>FATBABY® WORK Durable, stirrup-friendly support</p>	 <p>EXPERT SAFETY CLOG Static dissipating comfort</p>	 <p>EDGE LTE Lightweight, flexible comfort</p>
	 <p>REBAR® FLEX WESTERN Flexible cushioning for kneeling and bending</p>	 <p>RAMBLER® WORK WEDGE All day cushioning and stability</p>		 <p>OUTPACE™ All day cushioning and support</p>
	 <p>RIVETER Comfort, stability, and outdoor traction</p>	 <p>REBAR® LIFT Lightweight durability with SMARTLITE™ material from Huntsman</p>		 <p>SHIFTRUNNER™ Cushioning and support for long shifts</p>
	 <p>TERRAIN WORK Versatile traction and comfort</p>	 <p>REBAR® WEDGE Lightweight durability with SMARTLITE™ material from Huntsman</p>		 <p>WORKING MILE Cushioning comfort</p>
	 <p>TRACEY Durable, multi-surface traction</p>			
	 <p>TURBO Cushioning, all day support</p>			

UNPARALLELED FIT AND COMFORT



Our premium technology provides temperature management, advanced support, and enhanced flexibility with an engineered fit for optimal performance.

FEATURES

- A.** Temperature-managing X-STATIC® layer provides comfort and odor protection
- B.** Metatarsal Strike Pad™ protects small bones and nerves
- C.** VX Cradle™ insole supports arch and heel for greater stability
- D.** Anatomically designed midfoot support zone provides superior shock absorption and comfort
- E.** Integrated shank stabilizes the foot, providing superior balance
- F.** Cushioning midsole for shock absorption and rebound
- G.** Oil- and slip-resisting Duratread™ outsole for maximum wear resistance

PLATFORMS



CATALYST™ VX WORK

ACTIVE SUPPORT AND FLEXIBILITY



Our premium footwear technology is engineered to react to force and movement while providing ultimate, anatomical support for unparalleled performance.

FEATURES

PRO PERFORMANCE INSOLE

- A.** Durable, moisture-wicking liner with Cleansport NXT™ technology for natural odor defense
- B.** Anatomically-engineered cushioning insole offers long-lasting support
- C.** Smart Rebound™ absorbs shock and dissipates pressure in the heel
- D.** Base layer air vents regulate temperature to keep feet cool and comfortable
- E.** Cushioning midsole for shock absorption and rebound
- F.** Innovative chassis engineered for active rebound upon heel strike, support through midfoot, and flexible forefoot protection
- G.** Oil- and slip-resisting Duratread™ outsole for maximum wear resistance

PLATFORMS



INTREPID™

HYBRID STABILITY AND ACTIVE SUPPORT



Our premium footwear technology offers full-range stability with flexibility in the forefoot and active rebound for the reduction of foot fatigue.

FEATURES

ENERGY MAX™ INSOLE

- A. Durable, moisture-wicking liner for odor defense
- B. Rebound foam layer cradles the foot and dissipates pressure for superior comfort
- C. Open-cell foam regulates temperature to keep feet cool and comfortable
- D. Anatomically-engineered cushioning insole offers long-lasting support
- E. FLX Foam™ midsole for advanced cushion and rebound
- F. Full-length shank for torsion stability with forefoot protection for reduction of foot fatigue
- G. Oil- and slip-resisting Duratread™ outsole for maximum wear resistance

PLATFORMS



ENDEAVOR

MAXIMUM STABILITY AND PERFORMANCE



Our enhanced mid-level technology provides additional support and durability for tough tasks and long hours on your feet.

FEATURES

ENERGY MAX™ INSOLE

- A. Durable, moisture-wicking liner for odor defense
- B. Rebound foam layer cradles the foot and dissipates pressure for superior comfort
- C. Open-cell foam regulates temperature to keep feet cool and comfortable
- D. Anatomically-engineered cushioning insole offers long-lasting support
- E. Cushioning midsole for shock absorption and rebound
- F. Extra-wide shank for support and reduction of foot fatigue
- G. Oil- and slip-resisting Duratread™ outsole for maximum wear resistance

PLATFORMS



OVERDRIVE™



WORKHOG®



WORKHOG® XT

* Not all styles feature the Energy Max™ Insole. Also available with Pro Performance Insoles.

ADVANCED STABILITY WITH SUPERIOR COMFORT



Our mid-level technology offers optimal stability and comfort for heightened performance on the job.

ADVANCED STABILITY AND PERFORMANCE



Our mid-level technology offers optimal stability and comfort for heightened performance on the job.

FEATURES

PRO PERFORMANCE INSOLE

- A.** Durable, moisture-wicking liner with Cleansport NXT™ technology for natural odor defense
- B.** Anatomically-engineered cushioning insole offers long-lasting support
- C.** Smart Rebound™ absorbs shock and dissipates pressure in the heel
- D.** Base layer air vents regulate temperature to keep feet cool and comfortable
- E.** Lightweight composite forked shank for enhanced stability
- F.** Cushioning midsole for shock absorption and rebound
- G.** Oil- and slip-resisting outsole for maximum wear resistance

PLATFORMS



* Not all styles feature the Pro Performance Insole. Also available with All Day Cushioning Insole, Energy Max™ Insole, and ATS® (Gel) Insole.

FEATURES

PRO PERFORMANCE INSOLE

- A.** Durable, moisture-wicking liner with Cleansport NXT™ technology for natural odor defense
- B.** Anatomically-engineered cushioning insole offers long-lasting support
- C.** Smart Rebound™ absorbs shock and dissipates pressure in the heel
- D.** Base layer air vents regulate temperature to keep feet cool and comfortable
- E.** Lightweight composite forked shank for enhanced stability
- F.** Oil- and slip-resisting outsole for maximum wear resistance

PLATFORMS



* Not all styles feature the Pro Performance Insole. Also available with All Day Cushioning Insole, Energy Max™ Insole, and ATS® (Gel) Insole.

EVERYDAY COMFORT AND STABILITY



Our entry level technology offers support and cushioning for everyday wear.

FEATURES

ALL DAY CUSHIONING INSOLE

- A. Moisture-wicking liner with odor defense
- B. Contoured cushioning insole for comfort all day
- C. Lightweight stabilizing shank for support
- D. Cushioning midsole for shock absorption and rebound
- E. Oil- and slip-resisting outsole for maximum wear resistance

PLATFORMS



EVERYDAY COMFORT AND STABILITY



Our entry level technology offers support and cushioning for everyday wear.

FEATURES

ALL DAY CUSHIONING INSOLE

- A. Moisture-wicking liner with odor defense
- B. Contoured cushioning insole for comfort all day
- C. Lightweight stabilizing shank for support
- D. Oil- and slip-resisting outsole for maximum wear resistance

PLATFORMS



INSOLES

Ariat offers a comprehensive line of performance insoles. With advanced technical materials and engineering to maximize foot comfort and support, there is an insole for every need, purpose and type of foot.

COMFORT

CUSHIONING & ENERGIZING

CUSHIONING & STABILITY



ALL DAY CUSHIONING



PRO PERFORMANCE



ENERGY MAX™



POWER SUPPORT



POWER SUPPORT MAX

ALL DAY CUSHIONING INSOLE



Comfort for your feet

- Moisture-wicking liner with odor defense
- Contoured cushioning insole for comfort all day

PRO PERFORMANCE INSOLE



Cushioning support with heel shock absorption

- Durable, moisture-wicking liner with Cleansport NXT™ technology for natural odor defense
- Anatomically-engineered cushioning insole offers long-lasting support
- Smart Rebound™ absorbs shock and dissipates pressure in the heel
- Base layer air vents regulate temperature to keep feet cool and comfortable

ENERGY MAX™ INSOLE



Anti-fatigue cushioning and rebound for maximum comfort

- Durable, moisture-wicking liner for odor defense
- Rebound foam layer cradles the foot and dissipates pressure for superior comfort
- Open-cell foam regulates temperature to keep feet cool and comfortable
- Anatomically-engineered cushioning insole offers long-lasting support

POWER SUPPORT INSOLE



Premium cushioning and rebound with heel and arch support

- Durable, moisture-wicking liner for odor defense
- Rebound foam layer cradles the foot and dissipates pressure for superior comfort
- Open-cell foam regulates temperature to keep feet cool and comfortable
- Anatomically-engineered cushioning insole offers long-lasting support
- Molded cradle supports the arch and heel for greater stability

POWER SUPPORT MAX INSOLE



Maximum arch support

- Durable, moisture-wicking liner for odor defense
- Rebound foam layer cradles the foot and dissipates pressure for superior comfort
- Open-cell foam regulates temperature to keep feet cool and comfortable
- Flexible metatarsal support provides maximum pressure relief
- Molded cradle supports the arch and heel for greater stability

SAFETY RATINGS, SPECIFICATIONS, AND CERTIFICATIONS

CARBON SAFETY TOE



Carbon toe styles are ASTM F2413 rated for resistance to impact and compression. Carbon safety toe cap protects toes against falling and heavy rolling objects. Lighter weight than traditional steel toes with less temperature conductivity so your feet stay warmer in colder weather. Non-metallic for electronic security working conditions.

COMPOSITE SAFETY TOE



Composite toe styles are ASTM F2413 rated for resistance to impact and compression. Composite safety toe cap protects toes against falling and heavy rolling objects. Lighter weight than traditional steel toes with less temperature conductivity so your feet stay warmer in colder weather. Non-metallic for electronic security working conditions.

STEEL SAFETY TOE



Steel toe styles are ASTM F2413 rated for resistance to impact and compression. Steel safety toe cap protects toes against falling and heavy rolling objects.

100% NON-METALLIC CONSTRUCTION



Ariat 100% non-metallic safety technology is metal detector friendly.

ASTM F3445 SR RATED



Meets ASTM F3445-21 standards for slip resistance.

CSA® Z195-14 CERTIFIED



Canada has standards for safety footwear equal to or greater than ASTM requirements. A key differentiator with CSA Standard Z195-14 for Protective Footwear is the focus on puncture resistance. All of Ariat's work boots with a CSA designation in the style name are certified to CSA Standard Z195-14 with Grade 1 toe protection, protective sole protection and electric shock resistance (ESR) protection. Metguard styles are certified to CSA Standard Z195-14 with Grade 1 toe protection, protective sole protection, metatarsal protection and electric shock resistance (ESR) protection. All are available for sale in the USA and are also ASTM F2413 PR rated. We partner with SWEN-FLEX® to deliver an industry leading combination of flexibility, safety and comfort. The puncture resistant SWEN-FLEX® midsole is a metal-free technology providing more foot surface protection and meeting or exceeding the same standards as conventional steel plates.

METATARSAL PROTECTION



Ariat metatarsal protective footwear is ASTM 2413 Mt rated for safety. We partner with XRD® to deliver leading edge protection. Extreme Impact Protection Metatarsal Guards offer comfortable, lightweight impact protection for work and safety boots. Upon impact XRD® Performance Molecules instantly react to form a protective shield around the foot, then quickly return to their original resting state. XRD® Met Guards are thin and flexible, providing long-lasting comfort and protection on and off the job.

PUNCTURE RESISTANT



Ariat puncture resistant work boots are ASTM F2413 PR rated for safety. We partner with SWEN-FLEX® to deliver an industry leading combination of flexibility, safety and comfort. The puncture resistant SWEN-FLEX® midsole is a metal-free technology providing more foot surface protection and meeting or exceeding the same standards as conventional steel plates.

STATIC DISSIPATIVE



Static dissipative styles are ASTM F2413 or F2892 SD 35 rated. These styles protect against the hazards of static buildup in the workplace by reducing excess electricity and simultaneously providing a level of protection against electrical shock.

Additional Technologies & Features

ARIAT® TECHNOLOGIES AND FEATURES

SHOCK SHIELD®



Ariat revolutionary Shock Shield® technology provides shock absorption for comfort all day. An added layer of shock-reducing material in the heel diffuses the impact that occurs during heel strike, absorbs repeated ground impacts, and minimizes fatigue felt by the body.

SHOCK SHIELD®
FEAR NO IMPACT
FEEL NO FATIGUE



U-TURN® ENTRY SYSTEM



Perfect-fitting pull-on boots are now an option for our consumer with wide feet or high arches. Thanks to our patented U-Turn® Entry System (U.S. PATENT NO. 9,282,781, 7,980,010 & 9,456,652), a hidden flexible gore panel in the back of the shaft provides just enough "give" to get feet past the turn with ease. Now feet of all sizes can enjoy pull-on boots without sacrificing on style.



VENTTEK™



Innovative Ariat VentTEK™ technology enhances performance footwear with integrated mesh panels to enable air flow. Say hello to cool, comfortable, performance boots.



BOA®

BOA®

Dial in a fast, effortless, precision fit with the micro-adjustable BOA® Fit System, designed to provide custom support and performance.

BANTAMWEIGHT™

BANTAM WEIGHT

Bantamweight™ is an innovative performance sole from Ariat, made to deliver flexible, lightweight comfort with oil- and slip-resisting durability.

DRYSHIELD™

DRYShield™

Ariat DRYShield™ waterproof construction is designed with waterproof full-grain leathers and an impermeable barrier to deliver trusted durability and dry feet.

ECO

ECO

At Ariat, we value the land on which we work, live and play. Eco products contain 50% or more material by weight that are sustainably sourced to help protect our planet and four-legged friends.

FLX FOAM™

FLX FOAM™

FLX Foam™ midsole provides lightweight cushioning and long-lasting rebound. Designed with an EVA and rubber blend to decelerate compression.

GLACIER GRIP

GLACIER GRIP™



A new level of grip and performance, Glacier Grip™ is built for traction in snowy and icy conditions. Using a revolutionary technology that utilizes an unparalleled rubber traction compound that maintains adhesion in freezing temperatures, it allows you to move through the toughest outdoor conditions with cutting edge grip and speed.

USA ASSEMBLED



American ingenuity at work - Work boots designed and assembled in the USA, built with quality materials from around the world.

Additional Technologies & Features

PARTNER TECHNOLOGIES AND FEATURES

3M™ THINSULATE™ INSULATION



For warm feet no matter the conditions, 3M™ Thinsulate™ Insulation for footwear is the ideal choice. It's pre-compressed to make shoes and boots less bulky while helping them retain heat in the great outdoors or on city streets.

SCOTCHGARD™



Fluid-repellent finishing helps keep you dry and stain free.

VIBRAM®



Vibram® is the world leader in high performance rubber soles. Each Vibram product utilizes the latest designs and optimal compounds for its specific use.

Ariat Vibram® Work soles satisfy all ISO standards for safety and protective footwear, and provide a high level of performance in grip and durability.

WORK



WORK

16	Catalyst™ VX Work	29	Big Rig	46	Groundbreaker	59	Conveyer™
17	OverDrive™	31	MasterGrip™	48	Edge LTE	60	Outpace™
18	Endeavor	32	Turbo	51	Working Mile	64	ShiftRunner™
20	Powerline	38	Riveter	52	Tracey		
22	Logger Shock Shield™	40	Rebar® Lift	54	Treadfast		
24	Stump Jumper™	43	Rebar® Wedge	57	Casual Work		
27	RigTek™	45	Rebar® Flex	58	Expert Safety Clog		

CATALYST™ VX WORK

BEST FOR Harsh outdoor work environments; oil and gas exploration

Delivers heavy-duty performance with advanced stability technology



UNPARALLELED FIT AND COMFORT

FEATURES

- Full-length internal shock-absorbing layer combines with midsole for incredible cushioning comfort
- Integrated shank stabilizes the foot, providing superior balance
- Goodyear welt construction for durability
- Oil- and slip-resisting Duratread™ outsole for maximum wear resistance, passes hot contact test at 300°C/572°F
- 90° heel



CATALYST™ VX WORK 8" MET GUARD H2O

SIZES	D: 7-12, 13, 14	UPPER	8"
	EE: 7-12, 13, 14	TOE	Round
PLATFORM	Catalyst™ VX Work		



DRYShield™



FEATURES

- DRYShield™ waterproof breathable construction
- Premium full-grain leather
- XRD® Internal Metatarsal Guard
- Mesh lining
- Medial side zip entry w/ front Velcro® fit adjustment system
- Goodyear welt construction
- Protective ExGuards™ on toe and heel
- Shock-absorbing PU midsole
- Oil- and slip-resisting Duratread™ outsole
- 90° heel
- Safety toe is ASTM F2413-18 M/I/C Mt EH rated

STYLE#	10021706	
COLOR	Oily Distressed Brown	
DETAILS	SSW	
AVAILABLE	At Once	
MSRP	\$324.95	
	2168504	



OVERDRIVE™

BEST FOR Harsh outdoor work environments; oil and gas exploration

Delivers maximum side-to-side stability with additional wear protection



MAXIMUM STABILITY AND PERFORMANCE

FEATURES

- Extra wide shank for maximum stability
- Reinforced ExGuards™ reduce wear on toe and heel
- Goodyear welt construction for durability
- Oil- and slip-resisting Duratread™ outsole for maximum wear resistance, passes hot contact test at 300°C/572°F
- 90° heel



OVERDRIVE™ XTR PULL-ON H2O

SIZES **D: 7-12, 13, 14**
EE: 8-12, 13, 14

PLATFORM **OverDrive™**

UPPER **10"**

TOE **Round**

SLIP RESISTING **SR**



DRYShield™



FEATURES

- DRYShield™ waterproof breathable construction
- Full-grain leather and abrasion-resistant 1,800 denier polyester
- Pro Performance insole for cushioning support
- Mesh lining
- Goodyear welt construction
- Protective ExGuards™ on toe, heel and side
- Lightweight, shock-absorbing EVA midsole
- Oil- and slip-resisting Duratread™ outsole
- 90° heel
- Safety toe is ASTM F2413-18 M/I/C EH rated

STYLE# **10012942**

COLOR **Brown Cordura/Oily Distressed Brown**

DETAILS **SSW, Full Vamp**

AVAILABLE **At Once**

MSRP **\$229.95**
2119504



OVERDRIVE™ PULL-ON H2O

SIZES **D: 7-12, 13, 14**
EE: 8-12, 13, 14

PLATFORM **OverDrive™**

UPPER **10"**

TOE **Round**

SLIP RESISTING **SR**



DRYShield™



FEATURES

- DRYShield™ waterproof breathable construction
- Full-grain leather
- Pro Performance insole for cushioning support
- Mesh lining
- Goodyear welt construction
- Protective ExGuards™ on toe, heel and side
- Lightweight, shock-absorbing EVA midsole
- Oil- and slip-resisting Duratread™ outsole
- 90° heel
- Safety toe is ASTM F2413-18 M/I/C EH rated

STYLE# **10010901**

COLOR **Dusted Brown**

DETAILS **SSW, Full Vamp**

AVAILABLE **At Once**

MSRP **\$229.95**
2119504



ENDEAVOR

BEST FOR Rugged outdoor work environments and construction

Extended range stability with comfort and durable outdoor traction

HTS HYBRID STABILITY AND ACTIVE SUPPORT

FEATURES

- FLX Foam™ midsole for lightweight cushion and rebound
- Full-length shank for torsion stability with forefoot protection for reduction of foot fatigue
- Oil- and slip-resisting Duratread™ outsole for maximum wear resistance, passes hot contact test at 300°C/572°F
- Defined heel



ENDEAVOR

This high-performance platform delivers full-range stability with all day cushioning, and durable outdoor traction. Impact reduction and long-lasting shock absorption combine to make this rock-solid boot a must for outdoor work and construction.

*Endeavor 6" H2O #10031659
Chocolate Brown*



ENDEAVOR 6" H2O

SIZES D: 7-12, 13, 14, 15
 EE: 7-12, 13, 14, 15
 PLATFORM Endeavor

UPPER 6"
 TOE Round
 SLIP RESISTING SR



FEATURES

- DRYShield™ waterproof breathable construction
- Full-grain leather
- Energy Max™ anti-fatigue insole
- 50% recycled polyester lining
- Lightly padded collar and tongue top
- Anatomical last for true fit
- Cement construction
- Protective ExGuards™ on toe and heel
- Lightweight, shock-absorbing FLX Foam™ midsole
- Oil- and slip-resisting Duratread™ outsole
- Outdoor traction lugs w/ debris-releasing tread
- Defined heel
- Safety toe is ASTM F2413-18 M/I/C EH rated
- Soft toe is ASTM F2892-18 EH rated

STYLE# **10050826**
 COLOR **Dusted Brown**
 AVAILABLE **Dec/Jan 2023-24**
 MSRP **\$189.95**
 295004

STYLE# **10050825**
 MSRP **\$199.95**
 2100004



STYLE# **10031659**
 COLOR **Chocolate Brown**
 AVAILABLE **At Once**
 MSRP **\$189.95**
 295004

STYLE# **10031591**
 MSRP **\$199.95**
 2100004



ENDEAVOR 8" H2O

SIZES D: 7-12, 13, 14, 15
 EE: 7-12, 13, 14, 15
 PLATFORM Endeavor

UPPER 8"
 TOE Round
 SLIP RESISTING SR



FEATURES

- DRYShield™ waterproof breathable construction
- Full-grain leather
- Energy Max™ anti-fatigue insole
- Mesh lining
- Lightly padded collar and tongue top
- Anatomical last for true fit
- Cement construction
- Protective ExGuards™ on toe and heel
- Lightweight, shock-absorbing FLX Foam™ midsole
- Oil- and slip-resisting Duratread™ outsole
- Outdoor traction lugs w/ debris-releasing tread
- Defined heel
- Safety toe is ASTM F2413-18 M/I/C EH rated

STYLE# **10038373**
 COLOR **Chocolate Brown**
 AVAILABLE **At Once**
 MSRP **\$209.95**
 2105004



ENDEAVOR 8" H2O 400G

NEW STYLE

SIZES D: 7-12, 13, 14, 15
 EE: 7-12, 13, 14, 15
 PLATFORM Endeavor

UPPER 8"
 TOE Round
 SLIP RESISTING SR



FEATURES

- DRYShield™ waterproof breathable construction
- 400g Thinsulate™ Insulation
- Full-grain leather
- Energy Max™ anti-fatigue insole
- 50% recycled polyester lining
- Lightly padded collar and tongue top
- Anatomical last for true fit
- Cement construction
- Protective ExGuards™ on toe and heel
- Lightweight, shock-absorbing FLX Foam™ midsole
- Oil- and slip-resisting Duratread™ outsole
- Defined heel
- Safety toe is ASTM F2413-18 M/I/C EH rated
- Soft toe is ASTM F2892-18 EH rated

STYLE# **10053775**
 COLOR **Dusted Brown**
 AVAILABLE **Oct/Nov 2024**
 MSRP **\$209.95**
 2105004

STYLE# **10053571**
 MSRP **\$219.95**
 2110004



POWERLINE

BEST FOR Loggers and rugged outdoor work environments

Delivers durability and aggressive outdoor traction with a steel stability shank

FEATURES

- Tempered steel shank for stability
- Goodyear welt construction for durability
- Shock-absorbing inserts under heel and forefoot provide extra comfort
- Oil- and slip-resisting Vibram® TC4 outsole with exclusive Ariat debris-releasing tread design, passes hot contact test at 300°C/572°F
- 90° heel, logger height



POWERLINE 8" H2O

SIZES **D: 7-12, 13, 14, 15**
EE: 8-12, 13, 14, 15

PLATFORM **Powerline**

UPPER **8"**

TOE **Round**

DRYShield™ 

FEATURES

- DRYShield™ waterproof breathable construction
- Full-grain leather
- Pro Performance insole for cushioning support
- Mesh lining
- Lightly padded collar and tongue top
- Removable kiltie
- Goodyear welt construction
- Leather welt
- Protective ExGuards™ on heel
- Shock-absorbing PU midsole inserts
- Vibram® rubber outsole
- Outdoor traction lugs w/ debris-releasing tread
- 90° heel
- Safety toe is ASTM F2413-18 M/I/C EH rated
- Soft toe is ASTM F2892-18 EH rated

STYLE# **10018563**


COLOR **Oily Distressed Brown**

DETAILS **SSW**

AVAILABLE **At Once**

MSRP **\$249.95**

2131004

STYLE# **10018566** 

MSRP **\$259.95**

2136004



POWERLINE 8" H2O 400G

SIZES **D: 7-12, 13, 14, 15**
EE: 8-12, 13, 14, 15

PLATFORM **Powerline**


UPPER **8"**

TOE **Round**

DRYShield™  

FEATURES

- DRYShield™ waterproof breathable construction
- 400g Thinsulate™ Insulation
- Full-grain leather
- Pro Performance insole for cushioning support
- Mesh lining
- Lightly padded collar and tongue top
- Removable kiltie
- Goodyear welt construction
- Leather welt
- Protective ExGuard™ on heel
- Shock-absorbing PU midsole inserts
- Vibram® rubber outsole
- Outdoor traction lugs w/ debris-releasing tread
- 90° heel
- Safety toe is ASTM F2413-18 M/I/C EH rated

STYLE# **10018567** 

COLOR **Oily Distressed Brown**

DETAILS **SSW**

AVAILABLE **At Once**

MSRP **\$269.95**

2141004



POWERLINE H2O 400G

SIZES **D: 7-12, 13, 14, 15**
EE: 8-12, 13, 14, 15


UPPER **11"**
 TOE **Round**

PLATFORM **Powerline**



FEATURES

- DRYShield™ waterproof breathable construction
- 400g Thinsulate™ Insulation
- Full-grain leather
- Pro Performance insole for cushioning support
- Mesh lining
- Lightly padded mesh cushion collar
- Goodyear welt construction
- Leather welt
- Protective ExGuards™ on heel
- Shock-absorbing PU midsole inserts
- Vibram® rubber outsole
- Outdoor traction lugs w/ debris-releasing tread
- 90° heel
- Safety toe is ASTM F2413-18 M/I/C EH rated

STYLE# **10018569** 
 COLOR **Oily Distressed Brown**
 DETAILS **SSW, Full Vamp**
 AVAILABLE **At Once**
 MSRP **\$279.95**
2146004



LOGGER SHOCK SHIELD®

BEST FOR Loggers and rugged outdoor work environments

Delivers aggressive outdoor traction and day-long comfort with shock absorbing heel cushion

FEATURES

- Goodyear welt construction for durability
- Lightweight, composite forked shank for stability
- Oil- and slip-resisting Duratread™ outsole for maximum wear resistance - passes hot contact test at 300°C/572°F
- 90° heel



ADVANCED STABILITY AND PERFORMANCE



LOGGER SHOCK SHIELD®

Performance and protection for the harshest outdoor conditions. Logger Shock Shield® delivers aggressive traction to keep you steady on your feet, plus enhanced stability and a shock-absorbing heel for day-long comfort.

*Logger Shock Shield® H2O #10050840
Copper Brown*



LONGVIEW SHOCK SHIELD® H20

NEW STYLE

SIZES **D: 5-12, 13, 14, 15, 16**
EE: 6-12, 13, 14, 15
 PLATFORM **Logger Shock Shield®**

UPPER **8"**
 TOE **Round**
 SLIP RESISTING **SR**



FEATURES

- DRYShield™ waterproof breathable construction
- Full-grain leather
- All Day Cushioning insole
- 50% recycled polyester lining
- Removable kiltie
- Goodyear welt construction
- Oil- and slip-resisting Duratread™ outsole
- Outdoor traction lugs w/ debris-releasing tread
- 90° heel
- Safety toe is ASTM F2413-18 M/I/C EH rated
- Soft toe is ASTM F2892-18 EH rated

STYLE# **10053818**
 COLOR **Copper Brown**
 DETAILS **SSW**
 AVAILABLE **Jul/Aug 2024**
 MSRP **\$189.95**
295004

STYLE# **10053817**
 COLOR **Copper Brown**
 MSRP **\$199.95**
2100004



LOGGER SHOCK SHIELD® H20 (cont.)

STYLE# **10050841**
 COLOR **Copper Brown**
 DETAILS **SSW**
 AVAILABLE **Feb/Mar 2024**
 MSRP **\$189.95**
295004

STYLE# **10050840**
 MSRP **\$199.95**
2100004



LOGGER SHOCK SHIELD® H20 400G

NEW STYLE

SIZES **D: 5-12, 13, 14, 15, 16**
EE: 6-12, 13, 14, 15
 PLATFORM **Logger Shock Shield®**

UPPER **8"**
 TOE **Round**
 SLIP RESISTING **SR**



FEATURES

- DRYShield™ waterproof breathable construction
- 400g Thinsulate™ Insulation
- Full-grain leather
- All Day Cushioning insole
- 50% recycled polyester lining
- Goodyear welt construction
- Oil- and slip-resisting Duratread™ outsole
- Outdoor traction lugs w/ debris-releasing tread
- 90° heel
- Safety toe is ASTM F2413-18 M/I/C EH rated
- Soft toe is ASTM F2892-18 EH rated

STYLE# **10053569**
 COLOR **Copper Brown**
 DETAILS **SSW**
 AVAILABLE **Sep/Oct 2024**
 MSRP **\$199.95**
2100004

STYLE# **10053570**
 MSRP **\$209.95**
2150004



LOGGER SHOCK SHIELD® H20

SIZES **D: 5-12, 13, 14, 15, 16**
EE: 6-12, 13, 14, 15
 PLATFORM **Logger Shock Shield®**

UPPER **8"**
 TOE **Round**
 SLIP RESISTING **SR**



FEATURES

- DRYShield™ waterproof breathable construction
- Full-grain leather
- All Day Cushioning insole
- 50% recycled polyester lining
- Goodyear welt construction
- Oil- and slip-resisting Duratread™ outsole
- Outdoor traction lugs w/ debris-releasing tread
- 90° heel
- Safety toe is ASTM F2413-18 M/I/C EH rated
- Soft toe is ASTM F2892-18 EH rated

STYLE# **10050842**
 COLOR **Black**
 DETAILS **SSW**
 AVAILABLE **Feb/Mar 2024**
 MSRP **\$189.95**
295004



STUMP JUMPER™

BEST FOR Harsh outdoor work environments or heavy-duty construction

Delivers aggressive outdoor traction and durable support for extreme outdoor work environments



ADVANCED STABILITY AND PERFORMANCE

FEATURES

- Protective ExGuards™ reduce wear on toe and heel
- Goodyear welt construction for durability
- Lightweight, composite forked shank for stability
- FLX Foam™ midsole for lightweight cushion and rebound
- Oil- and slip-resisting Duratread™ outsole for maximum wear resistance
- 90° heel



GLACIER GRIP™
(SELECT STYLES)

STUMP JUMPER™

Tough boots for the toughest jobs, our Stump Jumper™ platform provides aggressive outdoor traction and durable support to match the demands of working outside in extreme environments.

Stump Jumper 6" BOA® H2O #10048060
Iron Coffee

Micro-adjustable BOA® Fit System creates a fast, effortless, precision fit around the instep and ankle

Lightly padded collar and tongue top

Protective ExGuard™ for wear resistance

DRYShield™ construction with waterproof full-grain leather

Energy Max™ anti-fatigue insole

Lightweight shock-absorbing FLX Foam™ midsole

Oil- and Slip-resisting Duratread™ outsole with snow and ice traction pods, available on select styles

90° heel

Outdoor traction lugs with debris-releasing tread



STUMP JUMPER™ 6" BOA® H2O

SIZES D: 7-12, 13, 14, 15
 EE: 7-12, 13, 14, 15
 PLATFORM Stump Jumper™

UPPER 6"
 TOE Round
 SLIP RESISTING SR



FEATURES

- DRYShield™ waterproof breathable construction
- Premium full-grain leather
- Energy Max™ anti-fatigue insole
- 50% recycled polyester lining
- Dial in a fast, effortless, precision fit with the micro-adjustable BOA® Fit System
- Lightly padded collar and tongue top
- Goodyear welt construction
- Protective ExGuards™ on toe and heel
- Lightweight, shock-absorbing FLX Foam™ midsole
- Oil- and slip-resisting Duratread™ outsole
- Outdoor traction lugs w/ debris-releasing tread
- 90° heel
- Safety toe is ASTM F2413-18 M/I/C EH rated

STYLE# **10048060** CT
 COLOR Iron Coffee
 DETAILS SSW
 AVAILABLE Jan/Feb 2024
 MSRP \$259.95
 2130004



STUMP JUMPER™ PULL-ON BOA® H2O

SIZES D: 7-12, 13, 14, 15
 EE: 7-12, 13, 14, 15
 PLATFORM Stump Jumper™

UPPER 10"
 TOE Round
 SLIP RESISTING SR



FEATURES

- DRYShield™ waterproof breathable construction
- Premium full-grain leather
- Energy Max™ anti-fatigue insole
- 50% recycled polyester lining
- Dial in a fast, effortless, precision fit with the micro-adjustable BOA® Fit System
- Goodyear welt construction
- Protective ExGuards™ on toe and heel
- Lightweight, shock-absorbing FLX Foam™ midsole
- Oil- and slip-resisting Duratread™ outsole
- Outdoor traction lugs w/ debris-releasing tread
- 90° heel
- Safety toe is ASTM F2413-18 M/I/C EH rated

STYLE# **10048061** CT
 COLOR Iron Coffee
 DETAILS SSW, Full Vamp
 AVAILABLE Jan/Feb 2024
 MSRP \$269.95
 2135004



STUMP JUMPER™ 8" BOA® H2O

SIZES D: 7-12, 13, 14, 15
 EE: 7-12, 13, 14, 15
 PLATFORM Stump Jumper™

UPPER 8"
 TOE Round
 SLIP RESISTING SR



FEATURES

- DRYShield™ waterproof breathable construction
- Premium full-grain leather
- Energy Max™ anti-fatigue insole
- 50% recycled polyester lining
- Dial in a fast, effortless, precision fit with the micro-adjustable BOA® Fit System
- Lightly padded collar and tongue top
- Goodyear welt construction
- Protective ExGuards™ on toe and heel
- Lightweight, shock-absorbing FLX Foam™ midsole
- Oil- and slip-resisting Duratread™ outsole
- Outdoor traction lugs w/ debris-releasing tread
- 90° heel
- Safety toe is ASTM F2413-18 M/I/C EH rated

STYLE# **10048059** CT
 COLOR Iron Coffee
 DETAILS SSW
 AVAILABLE Jan/Feb 2024
 MSRP \$269.95
 2135004



STUMP JUMPER™ 6" H2O

SIZES D: 7-12, 13, 14, 15
 EE: 7-12, 13, 14, 15
 PLATFORM Stump Jumper™

UPPER 6"
 TOE Round
 SLIP RESISTING SR



FEATURES

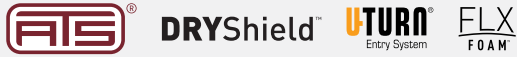
- DRYShield™ waterproof breathable construction
- Premium full-grain leather
- Energy Max™ anti-fatigue insole
- Mesh lining
- Lightly padded collar and tongue top
- Goodyear welt construction
- Protective ExGuards™ on toe and heel
- Lightweight, shock-absorbing FLX Foam™ midsole
- Oil- and slip-resisting Duratread™ outsole
- Outdoor traction lugs w/ debris-releasing tread
- 90° heel
- Safety toe is ASTM F2413-18 M/I/C EH rated

STYLE# **10038299** CT
 COLOR Dark Hickory
 DETAILS SSW
 AVAILABLE At Once
 MSRP \$199.95
 2100004



STUMP JUMPER™ PULL-ON H2O

SIZES	D: 7-12, 13, 14, 15	UPPER	10"
	EE: 7-12, 13, 14, 15	TOE	Round
PLATFORM	Stump Jumper™	SLIP RESISTING	SR



FEATURES

- DRYShield™ waterproof breathable construction
- Premium full-grain leather
- Energy Max™ anti-fatigue insole
- Mesh lining
- Goodyear welt construction
- Protective ExGuards™ on toe and heel
- Lightweight, shock-absorbing FLX Foam™ midsole
- Oil- and slip-resisting Duratread™ outsole
- Outdoor traction lugs w/ debris-releasing tread
- 90° heel
- Safety toe is ASTM F2413-18 M/I/C EH rated

STYLE#	10038282	
COLOR	Iron Coffee	
DETAILS	SSW, Full Vamp	
AVAILABLE	At Once	
MSRP	\$209.95	
	2105004	



STUMP JUMPER™ 8" H2O 600G CSA® GLACIER GRIP™

SIZES	D: 7-12, 13, 14, 15	UPPER	8"
	EE: 7-12, 13, 14, 15	TOE	Round
PLATFORM	Stump Jumper™		



FEATURES

- DRYShield™ waterproof breathable construction
- 600g Thinsulate™ Insulation
- Premium full-grain leather
- Energy Max™ anti-fatigue insole
- Puncture resistant, metal-free SWEN-FLEX® insole board
- Mesh lining
- Lightly padded collar and tongue top
- Goodyear welt construction
- Protective ExGuards™ on toe and heel
- Lightweight, shock-absorbing FLX Foam™ midsole
- Slip-resisting Duratread™ outsole with snow and ice traction pods
- Outdoor traction lugs w/ debris-releasing tread
- 90° heel
- Safety toe is ASTM F2413-18 M/I/C EH PR rated
- Certified to CSA® Standard Z195-14 w/ Grade 1 toe protection, protective sole protection and electric shock resistance (ESR) protection

STYLE#	10038283	
COLOR	Iron Coffee	
DETAILS	SSW	
AVAILABLE	At Once	
MSRP	\$249.95	
	2125004	



RIGTEK™

BEST FOR Oil field or industrial environments with chemicals

Delivers durable traction with long-lasting cushioning and rebound

AS ADVANCED STABILITY AND PERFORMANCE

FEATURES

- Lightweight composite forked shank for stability
- Goodyear injection construction for durability
- Durable sole with lug tread designed for traction on metal surfaces
- Oil- and slip-resisting PU outsole, passes hot contact test at 150°C/302°F
- 90° heel



RIGTEK™ 6" H2O CSA®

SIZES **D: 6-12, 13, 14, 15**
EE: 4, 5, 6-12, 13, 14, 15

PLATFORM **RigTEK™**

UPPER **6"**

TOE **Round**

SLIP RESISTING **SR**



FEATURES

- DRYShield™ waterproof breathable construction
- Premium full-grain leather
- Pro Performance insole for cushioning support
- Puncture resistant, metal-free SWEN-FLEX® insole board
- 50% recycled polyester lining
- Lightly padded collar and tongue top
- Goodyear welt construction
- Oil- and slip-resisting, direct attach PU outsole for durability
- 90° heel
- Safety toe is ASTM F2413-18 M/I/C PR EH rated
- Certified to CSA® Standard Z195-14 w/ Grade 1 toe protection, protective sole protection and electric shock resistance (ESR) protection

STYLE# **10045418**

COLOR **Oily Distressed**
Brown

DETAILS **SSW**

AVAILABLE **Nov/Dec 2024**

MSRP **\$199.95**
2100004



RIGTEK™ 8" H2O CSA®

SIZES **D: 6-12, 13, 14, 15**
EE: 4, 5, 6-12, 13, 14, 15

PLATFORM **RigTEK™**

UPPER **8"**

TOE **Round**

SLIP RESISTING **SR**



FEATURES

- DRYShield™ waterproof breathable construction
- Premium full-grain leather
- Pro Performance insole for cushioning support
- Puncture resistant, metal-free SWEN-FLEX® insole board
- 50% recycled polyester lining
- Lightly padded collar and tongue top
- Goodyear welt construction
- Oil- and slip-resisting, direct attach PU outsole for durability
- 90° heel
- Safety toe is ASTM F2413-18 M/I/C PR EH rated
- Certified to CSA® Standard Z195-14 w/ Grade 1 toe protection, protective sole protection and electric shock resistance (ESR) protection

STYLE# **10035989**

COLOR **Oily Distressed**
Brown

DETAILS **SSW**

AVAILABLE **Nov/Dec 2024**

MSRP **\$209.95**
2105004



RIGTEK™ PULL-ON H2O CSA®

SIZES	D: 6-12, 13, 14, 15	UPPER	11"
	EE: 4, 5, 6-12, 13, 14, 15	TOE	Round
PLATFORM	RigTEK™	SLIP RESISTING	SR



FEATURES

- DRYShield™ waterproof breathable construction
- Premium full-grain leather
- Pro Performance insole for cushioning support
- Puncture resistant, metal-free SWEN-FLEX® insole board
- 50% recycled polyester lining
- Goodyear welt construction
- Oil- and slip-resisting, direct attach PU outsole for durability
- 90° heel
- Safety toe is ASTM F2413-18 M/I/C PR EH rated
- Certified to CSA® Standard Z195-14 w/ Grade 1 toe protection, protective sole protection and electric shock resistance (ESR) protection

STYLE#	10035988	CT
COLOR	Oily Distressed	
	Brown	
DETAILS	SSW, Full Vamp	
AVAILABLE	Dec/Jan 2024-25	
MSRP	\$209.95	
	2105004	



BIG RIG

BEST FOR Harsh outdoor work environments or oil and gas exploration

Delivers an all-around bigger build with durable support and roomier fit

AIS ADVANCED STABILITY AND PERFORMANCE

FEATURES

- Built roomier all-around to accommodate higher insteps and wider feet and calves
- Dual-density FLX Foam™ midsole for lightweight cushion and rebound with protection
- Lightweight, composite forked shank for stability
- Goodyear welt construction for durability
- Oil- and slip-resisting Duratread™ outsole for maximum wear resistance, passes hot contact test at 300°C/572°
- 90° heel



BIG RIG 8" H2O

NEW STYLE

SIZES	EE: 6-12, 13, 14, 15, 16, 17, 18 EEEE: 8-12, 13, 14, 15, 16	UPPER	8"
PLATFORM	Big Rig	TOE	Round
		SLIP RESISTING	SR



FEATURES

- DRYShield™ waterproof breathable construction
- Premium full-grain leather
- Energy Max™ anti-fatigue insole
- 50% recycled polyester lining
- Lace front w/ medial side zip
- Lightly padded collar and tongue top
- Goodyear welt construction
- Protective ExGuards™ on heel
- Lightweight, shock-absorbing FLX Foam™ midsole
- Oil- and slip-resisting Duratread™ outsole
- Flared outsole design w/ debris-release tread provides an extra stable base
- 90° heel
- Safety toe is ASTM F2413-18 M/I/C EH rated
- Soft toe is ASTM F2892-18 EH rated

STYLE#	10053572
COLOR	Iron Coffee
DETAILS	SSW
AVAILABLE	Aug/Sep 2024
MSRP	\$219.95
	2110004

STYLE#	10053573	ⓈCT
MSRP	\$229.95	
	2115004	



BIG RIG 6" H2O

SIZES	EE: 6-12, 13, 14, 15, 16, 17, 18 EEEE: 8-12, 13, 14, 15, 16	UPPER	6"
PLATFORM	Big Rig	TOE	Round
		SLIP RESISTING	SR



FEATURES

- DRYShield™ waterproof breathable construction
- Premium full-grain leather
- Energy Max™ anti-fatigue insole
- 50% recycled polyester lining
- Lightly padded collar and tongue top
- Goodyear welt construction
- Protective ExGuards™ on heel
- Lightweight, shock-absorbing FLX Foam™ midsole
- Oil- and slip-resisting Duratread™ outsole
- Flared outsole design w/ debris-release tread provides an extra stable base
- 90° heel
- Safety toe is ASTM F2413-18 M/I/C EH rated
- Soft toe is ASTM F2892-18 EH rated

STYLE#	10042551
COLOR	Iron Coffee
DETAILS	SSW
AVAILABLE	At Once
MSRP	\$189.95
	295004

STYLE#	10042550	ⓈCT
MSRP	\$199.95	
	2100004	



BIG RIG CHELSEA H2O

SIZES **EE: 6-12, 13, 14, 15, 16, 17, 18**
EEEE: 8-12, 13, 14, 15, 16

PLATFORM **Big Rig**

UPPER **6"**

TOE **Round**

SLIP RESISTING **SR**



DRYShield™



FEATURES

- DRYShield™ waterproof breathable construction
- Premium full-grain leather
- Energy Max™ anti-fatigue insole
- 50% recycled polyester lining
- Goodyear welt construction
- Lightweight, shock-absorbing FLX Foam™ midsole
- Oil- and slip-resisting Duratread™ outsole
- Flared outsole design w/ debris-release tread provides an extra stable base
- 90° heel
- Safety toe is ASTM F2413-18 M/I/C EH rated
- Soft toe is ASTM F2892-18 EH rated

STYLE# **10042545**


COLOR **Iron Coffee**

DETAILS **SSW, Full Vamp**

AVAILABLE **At Once**

MSRP **\$189.95**

295004

STYLE# **10042544** 

MSRP **\$199.95**

2100004



MASTERGRIP™

BEST FOR Construction, factory, or warehouse work

Delivers cushioning, anatomical support for amazing comfort and multi-surface traction

AIS® ADVANCED STABILITY WITH SUPERIOR COMFORT

FEATURES

- 100% non-metallic construction
- Lightweight composite forked shank for stability
- Oil- and slip-resisting DuraTread™ outsole for maximum wear resistance, passes hot contact test at 300°C/572°F
- Heel kick feature makes getting muddy boots off easy
- 90° heel



MASTERGRIP™ PULL-ON SD

SIZES	D: 7-12, 13, 14 EE: 7-12, 13, 14	UPPER	10"
PLATFORM	MasterGrip™	TOE	Round
		SLIP RESISTING	SR



FEATURES

- Premium full-grain leather
- Pro Performance insole for cushioning support
- 100% non-metallic
- Mesh lining
- Padded collar at topline
- Cement construction
- Easy-off heel kick ledge
- Lightweight, shock-absorbing EVA midsole
- Oil- and slip-resisting DuraTread™ outsole
- 90° heel
- Safety toe is ASTM F2413-18 M/I/C SD 35 rated

STYLE#	10020094	CT
COLOR	Oily Distressed Brown	
DETAILS	Full Vamp	
AVAILABLE	At Once	
MSRP	\$189.95	
	2102504	



TURBO

BEST FOR Construction, factory, warehouse work; farm and ranch work

Delivers cushioning support for day-long comfort on hard surfaces



ADVANCED STABILITY AND PERFORMANCE

FEATURES

- 100% non-metallic construction
- Lightweight composite forked shank for stability
- Direct attach construction for lightweight flexibility
- Oil- and slip-resisting dual-density outsole provides maximum cushioning with wear resistance, passes hot contact test at 150°C/302°F
- 90° heel



TURBO 6" H2O CARBON TOE

This high-performance work boot delivers incredible cushioning support for day-long comfort on hard surfaces. It's lightweight, flexible, and features Ariat DRYShield™ waterproof construction for the ultimate protection from wet conditions.

*Turbo 6" H2O #10027335
Aged Bark*



TURBO 6" USA ASSEMBLED H2O


SIZES **D: 7-12, 13, 14**
EE: 7-12, 13, 14
 PLATFORM **Turbo**

UPPER **6"**
 TOE **Round**
 SLIP RESISTING **SR**



FEATURES

- DRYShield™ waterproof breathable construction
- Premium full-grain leather
- Energy Max™ anti-fatigue insole
- 100% non-metallic
- Mesh lining
- Lightly padded collar and tongue top
- Direct-attach construction
- Shock-absorbing PU midsole
- Oil- and slip-resisting TPU outsole
- 90° heel
- Safety toe is ASTM F2413-18 M/I/C EH rated

STYLE# **10036739** 
 COLOR **Rich Brown**
 AVAILABLE **At Once**
 MSRP **\$219.95**
2115004



TURBO 8" USA ASSEMBLED H2O


SIZES **D: 7-12, 13, 14**
EE: 7-12, 13, 14
 PLATFORM **Turbo**

UPPER **8"**
 TOE **Round**
 SLIP RESISTING **SR**



FEATURES

- DRYShield™ waterproof breathable construction
- Premium full-grain leather
- Energy Max™ anti-fatigue insole
- 100% non-metallic
- Mesh lining
- Lightly padded collar and tongue top
- Direct-attach construction
- Shock-absorbing PU midsole
- Oil- and slip-resisting TPU outsole
- 90° heel
- Safety toe is ASTM F2413-18 M/I/C EH rated

STYLE# **10036737** 
 COLOR **Rich Brown**
 AVAILABLE **At Once**
 MSRP **\$229.95**
2120004



TURBO CHELSEA USA ASSEMBLED H2O


SIZES **D: 7-12, 13, 14**
EE: 7-12, 13, 14
 PLATFORM **Turbo**

UPPER **6"**
 TOE **Round**
 SLIP RESISTING **SR**



FEATURES

- DRYShield™ waterproof breathable construction
- Premium full-grain leather
- Energy Max™ anti-fatigue insole
- 100% non-metallic
- Mesh lining
- Direct-attach construction
- Shock-absorbing PU midsole
- Oil- and slip-resisting TPU outsole
- 90° heel
- Safety toe is ASTM F2413-18 M/I/C EH rated

STYLE# **10036738** 
 COLOR **Barley Brown**
 DETAILS **Full Vamp**
 AVAILABLE **At Once**
 MSRP **\$219.95**
2115004



TURBO 6" H2O

SIZES **D: 7-12, 13, 14**
EE: 7-12, 13, 14
 PLATFORM **Turbo**


UPPER **6"**
 TOE **Round**
 SLIP RESISTING **SR**



FEATURES


- DRYShield™ waterproof breathable construction
- Premium full-grain leather
- Energy Max™ anti-fatigue insole
- 100% non-metallic
- Mesh lining
- Lightly padded collar and tongue top
- Direct-attach construction
- Shock-absorbing PU midsole
- Oil- and slip-resisting TPU outsole
- 90° heel
- Safety toe is ASTM F2413-18 M/I/C EH rated
- Soft toe is ASTM F2892-18 EH rated

STYLE# **10046860**
 COLOR **Rich Brown**
 AVAILABLE **At Once**
 MSRP **\$154.95**
277504

STYLE# **10046861** 
 MSRP **\$164.95**
282504



STYLE# **10032608**
 COLOR **Aged Bark**
 AVAILABLE **At Once**
 MSRP **\$154.95**
277504

STYLE# **10027335** 
 MSRP **\$164.95**
282504



TURBO 8" H2O

SIZES **D: 7-12, 13, 14**
EE: 7-12, 13, 14
 PLATFORM **Turbo**


UPPER **8"**
 TOE **Round**
 SLIP RESISTING **SR**




FEATURES

- DRYShield™ waterproof breathable construction
- Premium full-grain leather
- Energy Max™ anti-fatigue insole
- 100% non-metallic
- 50% recycled polyester lining
- Lightly padded collar and tongue top
- Direct-attach construction
- Shock-absorbing PU midsole
- Oil- and slip-resisting TPU outsole
- 90° heel
- Safety toe is ASTM F2413-18 M/I/C EH rated
- Soft toe is ASTM F2892-18 EH rated

STYLE# **10050843**
 COLOR **Rich Brown**
 AVAILABLE **Mar/Apr 2024**
 MSRP **\$174.95**
287504

STYLE# **10050823** 
 MSRP **\$184.95**
292504



STYLE# **10027326** 
 COLOR **Aged Bark**
 AVAILABLE **At Once**
 MSRP **\$184.95**
292504



TURBO PULL-ON H2O

SIZES D: 7-12, 13, 14
EE: 7-12, 13, 14
PLATFORM Turbo

UPPER 10"
TOE Round
SLIP RESISTING SR



FEATURES

- DRYShield™ waterproof breathable construction
- Premium full-grain leather
- Energy Max™ anti-fatigue insole
- 100% non-metallic
- Mesh lining
- Padded collar at topline
- Direct-attach construction
- Shock-absorbing PU midsole
- Oil- and slip-resisting TPU outsole
- 90° heel
- Safety toe is ASTM F2413-18 M/I/C EH rated

STYLE# **10027328**
COLOR **Aged Bark**
DETAILS **Full Vamp**
AVAILABLE **At Once**
MSRP **\$194.95**
297504



TURBO PULL-ON MOC TOE H2O

SIZES D: 7-12, 13, 14
EE: 7-12, 13, 14
PLATFORM Turbo

UPPER 11"
TOE Round
SLIP RESISTING SR



FEATURES

- DRYShield™ waterproof breathable construction
- Premium full-grain leather
- Energy Max™ anti-fatigue insole
- 100% non-metallic
- Mesh lining
- Full back zip w/gusset
- Direct-attach construction
- Moc toe
- Shock-absorbing PU midsole
- Oil- and slip-resisting TPU outsole
- 90° heel
- Safety toe is ASTM F2413-18 M/I/C EH rated
- Soft toe is ASTM F2892-18 EH rated

STYLE# **10040397**
COLOR **Mocha**
DETAILS **Full Vamp**
AVAILABLE **At Once**
MSRP **\$194.95**
297504



STYLE# **10040396**
MSRP **\$204.95**
2102504

TURBO CHELSEA H2O

SIZES D: 7-12, 13, 14
EE: 7-12, 13, 14
PLATFORM Turbo

UPPER 6"
TOE Round
SLIP RESISTING SR



FEATURES

- DRYShield™ waterproof breathable construction
- Premium full-grain leather
- Energy Max™ anti-fatigue insole
- 100% non-metallic
- Mesh lining
- Direct-attach construction
- Shock-absorbing PU midsole
- Oil- and slip-resisting TPU outsole
- 90° heel
- Safety toe is ASTM F2413-18 M/I/C EH rated
- Soft toe is ASTM F2892-18 EH rated

STYLE# **10032609**
COLOR **Aged Bark**
DETAILS **Full Vamp**
AVAILABLE **At Once**
MSRP **\$154.95**
277504



STYLE# **10027331**
AVAILABLE **At Once**
MSRP **\$164.95**
282504

STYLE# **10027330**
COLOR **Black**
DETAILS **Full Vamp**
AVAILABLE **At Once**
MSRP **\$164.95**
282504



TURBO 6" H2O CSA®


SIZES **D: 7-12, 13, 14**
EE: 7-12, 13, 14
 PLATFORM **Turbo**

UPPER **6"**
 TOE **Round**
 SLIP RESISTING **SR**




FEATURES


- DRYShield™ waterproof breathable construction
- Premium full-grain leather
- Energy Max™ anti-fatigue insole
- 100% non-metallic
- Puncture resistant, metal-free SWEN-FLEX® insole board
- Mesh lining
- Lightly padded collar and tongue top
- Direct-attach construction
- Shock-absorbing PU midsole
- Oil- and slip-resisting TPU outsole
- 90° heel
- Safety toe is ASTM F2413-18 M/I/C PR EH rated
- Certified to CSA® Standard Z195-14 w/ Grade 1 toe protection, protective sole protection and electric shock resistance (ESR) protection

STYLE# **10052209** 
 COLOR **Rich Brown**
 AVAILABLE **Aug/Sep 2024**
 MSRP **\$184.95**
292504
EXTRA SIZES **D: 6, 6.5, 15**
EE: 4, 5, 6, 6.5, 15



STYLE# **10029132** 
 COLOR **Aged Bark**
 AVAILABLE **At Once**
 MSRP **\$184.95**
292504



STYLE# **10029134** 
 COLOR **Black**
 AVAILABLE **At Once**
 MSRP **\$184.95**
292504



TURBO OUTLAW 6" H2O


SIZES **D: 7-12, 13, 14**
EE: 7-12, 13, 14
 PLATFORM **Turbo**

UPPER **6"**
 TOE **Round**
 SLIP RESISTING **SR**



FEATURES

- DRYShield™ waterproof breathable construction
- Premium full-grain leather
- Energy Max™ anti-fatigue insole
- 100% non-metallic
- Mesh lining
- Lightly padded collar and tongue top
- Direct-attach construction
- Protective ExGuards™ on toe and heel
- Shock-absorbing PU midsole
- Oil- and slip-resisting TPU outsole
- 90° heel
- Safety toe is ASTM F2413-18 M/I/C EH rated

STYLE# **10033996** 
 COLOR **Barley Brown**
 AVAILABLE **At Once**
 MSRP **\$189.95**
295004



TURBO OUTLAW 6" H2O CSA®


SIZES **D: 6-12, 13, 14, 15**
EE: 4, 5, 6-12, 13, 14, 15
 PLATFORM **Turbo**

UPPER **6"**
 TOE **Round**
 SLIP RESISTING **SR**



FEATURES

- DRYShield™ waterproof breathable construction
- Premium full-grain leather
- Energy Max™ anti-fatigue insole
- 100% non-metallic, Puncture resistant, metal-free SWEN-FLEX® insole board
- 50% recycled polyester lining
- Lightly padded collar and tongue top
- Direct-attach construction
- Protective ExGuards™ on toe and heel
- Shock-absorbing PU midsole
- Oil- and slip-resisting TPU outsole
- 90° heel
- Safety toe is ASTM F2413-18 M/I/C PR EH rated
- Certified to CSA® Standard Z195-14 w/ Grade 1 toe protection, protective sole protection and electric shock resistance (ESR) protection

STYLE# **10045417** 
 COLOR **Rich Brown**
 AVAILABLE **Oct/Nov 2024**
 MSRP **\$199.95**
2100004



TURBO OUTLAW 8" H2O 400G CSA®

SIZES **D: 7-12, 13, 14**
EE: 7-12, 13, 14
 PLATFORM **Turbo**

UPPER **8"**
 TOE **Round**
 SLIP RESISTING **SR**



FEATURES

- DRYShield™ waterproof breathable construction
- 400g Thinsulate™ Insulation
- Premium full-grain leather
- Energy Max™ anti-fatigue insole
- 100% non-metallic, Puncture resistant, metal-free SWEN-FLEX® insole board
- Mesh lining
- Lightly padded collar and tongue top
- Direct-attach construction
- Protective ExGuards™ on toe and heel
- Shock-absorbing PU midsole
- Oil- and slip-resisting TPU outsole
- 90° heel
- Safety toe is ASTM F2413-18 M/I/C PR EH rated
- Certified to CSA® Standard Z195-14 w/ Grade 1 toe protection, protective sole protection and electric shock resistance (ESR) protection

STYLE# **10033997** 
 COLOR **Barley Brown**
 AVAILABLE **At Once**
 MSRP **\$214.95**
2107504



TURBO OUTLAW 8" MET GUARD H2O CSA®


SIZES **D: 7-12, 13, 14**
EE: 7-12, 13, 14
 PLATFORM **Turbo**

UPPER **8"**
 TOE **Round**
 SLIP RESISTING **SR**



FEATURES

- DRYShield™ waterproof breathable construction
- Premium full-grain leather
- Energy Max™ anti-fatigue insole
- 100% non-metallic, XRD® Internal Metatarsal Guard, Puncture resistant, metal-free SWEN-FLEX® insole board
- Mesh lining
- Lightly padded collar and tongue top
- Direct-attach construction
- Protective ExGuards™ on toe and heel
- Shock-absorbing PU midsole
- Oil- and slip-resisting TPU outsole
- 90° heel
- Safety toe is ASTM F2413-18 M/I/C Mt EH PR rated
- Certified to CSA® Standard Z195-14 w/ Grade 1 toe protection, protective sole protection and electric shock resistance (ESR) protection

STYLE# **10033998** 
 COLOR **Barley Brown**
 AVAILABLE **At Once**
 MSRP **\$214.95**
2112504



RIVETER

BEST FOR Construction and outdoor work environments

Delivers amazing day-long comfort, stability, and traction for long hours in outdoor work environments

ATS ADVANCED STABILITY AND PERFORMANCE

FEATURES

- Lightweight composite forked shank for stability
- Puncture-resistant, metal-free SWEN-FLEX® insole board
- FLX Foam™ midsole for lightweight cushion and rebound
- Oil- and slip-resisting Duratread™ outsole provides maximum wear resistance, passes hot contact test at 300°C/572°F
- 90° heel



GLACIER GRIP
(SELECT STYLES)

WOMEN'S RIVETER 6" CSA® H20

SIZES	B: 5.5-11, 12	UPPER	6"
	C: 6-11	TOE	Round
PLATFORM	Riveter	SLIP RESISTING	SR



FEATURES

- DRYShield™ waterproof breathable construction
- Full-grain leather
- All Day Cushioning insole
- Puncture resistant, metal-free SWEN-FLEX® insole board
- Mesh lining
- Lightly padded collar and tongue top
- Cement construction
- Lightweight, shock-absorbing FLX Foam™ midsole
- Oil- and slip-resisting Duratread™ outsole
- 90° heel
- Safety toe is ASTM F2413-18 M/I/C PR EH rated
- Certified to CSA® Standard Z195-14 w/ Grade 1 toe protection, protective sole protection and electric shock resistance (ESR) protection

STYLE#	10035773	
COLOR	Dark Brown	
DETAILS	SSW	
AVAILABLE	At Once	
MSRP	\$164.95	
	286504	



WOMEN'S RIVETER CHELSEA CSA® H20

SIZES	B: 5.5-11, 12	UPPER	6"
	C: 6-11	TOE	Round
PLATFORM	Riveter	SLIP RESISTING	SR



FEATURES

- DRYShield™ waterproof breathable construction
- Full-grain leather
- All Day Cushioning insole
- Puncture resistant, metal-free SWEN-FLEX® insole board
- Mesh lining
- Easy pull-on twin gore style
- Cement construction
- Lightweight, shock-absorbing FLX Foam™ midsole
- Oil- and slip-resisting Duratread™ outsole
- 90° heel
- Safety toe is ASTM F2413-18 M/I/C PR EH rated
- Certified to CSA® Standard Z195-14 w/ Grade 1 toe protection, protective sole protection and electric shock resistance (ESR) protection

STYLE#	10035772	
COLOR	Dark Brown	
DETAILS	SSW, Full Vamp	
AVAILABLE	At Once	
MSRP	\$164.95	
	286504	



WOMEN'S RIVETER PULL-ON CSA® H2O

SIZES **B: 5.5-11, 12**
C: 6-11
 PLATFORM **Riveter**

UPPER **10"**
 TOE **Round**
 SLIP RESISTING **SR**



FEATURES

- DRYShield™ waterproof breathable construction
- Full-grain leather
- All Day Cushioning insole
- Puncture resistant, metal-free SWEN-FLEX® insole board
- Mesh lining
- Four-row stitch pattern
- Cement construction
- Lightweight, shock-absorbing FLX Foam™ midsole
- Oil- and slip-resisting Duratread™ outsole
- 90° heel
- Safety toe is ASTM F2413-18 M/I/C PR EH rated
- Certified to CSA® Standard Z195-14 w/ Grade 1 toe protection, protective sole protection and electric shock resistance (ESR) protection

STYLE# **10035774** **CT**
 COLOR **Dark Brown**
 DETAILS **SSW, Full Vamp**
 AVAILABLE **At Once**
 MSRP **\$174.95**
291504



WOMEN'S RIVETER PULL-ON H2O 400G CSA® GLACIER GRIP™

SIZES **B: 5.5-11, 12**
C: 6-11
 PLATFORM **Riveter**

UPPER **10"**
 TOE **Round**
 SLIP RESISTING **SR**



FEATURES

- DRYShield™ waterproof breathable construction
- 400g Thinsulate™ Insulation
- Full-grain leather
- All Day Cushioning insole
- Puncture resistant, metal-free SWEN-FLEX® insole board
- Mesh lining
- Four-row stitch pattern
- Cement construction
- Lightweight, shock-absorbing FLX Foam™ midsole
- Slip-resisting Duratread™ outsole with snow and ice traction pods
- 90° heel
- Safety toe is ASTM F2413-18 M/I/C PR EH rated
- Certified to CSA® Standard Z195-14 w/ Grade 1 toe protection, protective sole protection and electric shock resistance (ESR) protection

STYLE# **10036708** **CT**
 COLOR **Dark Brown**
 DETAILS **SSW, Full Vamp**
 AVAILABLE **At Once**
 MSRP **\$204.95**
2106504



WOMEN'S RIVETER PULL-ON BOA® H2O CSA®

SIZES **B: 5.5-11, 12**
C: 6-11
 PLATFORM **Riveter**

UPPER **10"**
 TOE **Round**
 SLIP RESISTING **SR**



FEATURES

- DRYShield™ waterproof breathable construction
- Full-grain leather
- All Day Cushioning insole
- Puncture resistant, metal-free SWEN-FLEX® insole board
- 50% recycled polyester lining
- Dial in a fast, effortless, precision fit with the micro-adjustable BOA® Fit System
- Cement construction
- Lightweight, shock-absorbing FLX Foam™ midsole
- Oil- and slip-resisting Duratread™ outsole
- 90° heel
- Safety toe is ASTM F2413-18 M/I/C PR EH rated
- Certified to CSA® Standard Z195-14 w/ Grade 1 toe protection, protective sole protection and electric shock resistance (ESR) protection

STYLE# **10050831** **CT**
 COLOR **Dark Brown**
 DETAILS **SSW, Full Vamp**
 AVAILABLE **At Once**
 MSRP **\$249.95**
2125004



WOMEN'S RIVETER 8" H2O 400G CSA® GLACIER GRIP™

SIZES **B: 5.5-11, 12**
C: 6-11
 PLATFORM **Riveter**

UPPER **8"**
 TOE **Round**
 SLIP RESISTING **SR**



FEATURES

- DRYShield™ waterproof breathable construction
- 400g Thinsulate™ Insulation
- Full-grain leather
- All Day Cushioning insole
- Puncture resistant, metal-free SWEN-FLEX® insole board
- Mesh lining
- Suede collar and tongue
- Cement construction
- Lightweight, shock-absorbing FLX Foam™ midsole
- Slip-resisting Duratread™ outsole with snow and ice traction pods
- 90° heel
- Safety toe is ASTM F2413-18 M/I/C PR EH rated
- Certified to CSA® Standard Z195-14 w/ Grade 1 toe protection, protective sole protection and electric shock resistance (ESR) protection

STYLE# **10036707** **CT**
 COLOR **Dark Brown**
 DETAILS **SSW**
 AVAILABLE **At Once**
 MSRP **\$204.95**
2106504



REBAR® LIFT

BEST FOR Construction, agriculture, and landscaping work

Delivers lightweight durability with SMARTLITE™ material from Huntsman

AS ADVANCED STABILITY AND PERFORMANCE

FEATURES

- Lightweight composite forked shank for stability
- Lightweight durable outsole made with SMARTLITE™ material from Huntsman
- Oil- and slip-resisting abrasion resistant outsole, passes hot contact test at 150°C/302°F
- 90° heel



REBAR® LIFT

A long workday demands a boot that can keep up. Featuring a lightweight, durable sole with SMARTLITE™ material from Huntsman, Rebar® Lift offers superior energy return and cushioning for long days on your feet.

Rebar® Lift 6" H2O #10046876
Distressed Brown



DRYShield™ waterproof breathable construction

Soft toe is ASTM F2892-18 EH rated

Safety toe is ASTM F2413-18 M/I/C EH rated

Moc Toe

Cement construction

Lightweight, shock-absorbing FLX Foam™ midsole

Oil- and slip-resisting sole made w/ SMARTLITE™ material from Huntsman

90° heel

All Day Cushioning insole

Lightly padded collar and tongue top

Premium full-grain leather

50% recycled polyester lining

REBAR® LIFT 6" H2O

SIZES D: 6-12, 13, 14, 15
 EE: 6-12, 13, 14, 15
 PLATFORM Rebar® Lift

UPPER 6"
 TOE Round
 SLIP RESISTING SR



FEATURES

- DRYShield™ waterproof breathable construction
- Premium full-grain leather
- All Day Cushioning insole
- 50% recycled polyester lining
- Lightly padded collar and tongue top
- Cement construction
- Moc toe
- Lightweight, shock-absorbing FLX Foam™ midsole
- Lightweight sole made w/ SMARTLITE™ material from Hunstman
- 90° heel
- Safety toe is ASTM F2413-18 M/I/C EH rated
- Soft toe is ASTM F2892-18 EH rated

STYLE# **10046877**
 COLOR Distressed Brown
 DETAILS SSW
 AVAILABLE At Once
 MSRP \$179.95
 290004

STYLE# **10046876**
 MSRP \$189.95
 295004



REBAR® LIFT 8" H2O

SIZES D: 6-12, 13, 14, 15
 EE: 6-12, 13, 14, 15
 PLATFORM Rebar® Lift

UPPER 8"
 TOE Round
 SLIP RESISTING SR



FEATURES

- DRYShield™ waterproof breathable construction
- Premium full-grain leather
- All Day Cushioning insole
- 50% recycled polyester lining
- Lightly padded collar and tongue top
- Cement construction
- Moc toe
- Lightweight, shock-absorbing FLX Foam™ midsole
- Lightweight sole made w/ SMARTLITE™ material from Hunstman
- 90° heel
- Safety toe is ASTM F2413-18 M/I/C EH rated
- Soft toe is ASTM F2892-18 EH rated

STYLE# **10047029**
 COLOR Distressed Brown
 DETAILS SSW
 AVAILABLE At Once
 MSRP \$189.95
 295004

STYLE# **10047028**
 MSRP \$199.95
 2100004



REBAR® LIFT CHUKKA

SIZES D: 6-12, 13, 14, 15
 EE: 6-12, 13, 14, 15
 PLATFORM Rebar® Lift

UPPER 5"
 TOE Round
 SLIP RESISTING SR



FEATURES

- Premium full-grain leather
- All Day Cushioning insole
- 50% recycled polyester lining
- Lightly padded collar and tongue top
- Cement construction
- Moc toe
- Lightweight, shock-absorbing FLX Foam™ midsole
- Lightweight sole made w/ SMARTLITE™ material from Hunstman
- 90° heel
- Safety toe is ASTM F2413-18 M/I/C EH rated
- Soft toe is ASTM F2892-18 EH rated

STYLE# **10053587**
 COLOR Distressed Brown/
 Sharkskin Print
 DETAILS SSW
 AVAILABLE Jun/Jul 2024
 MSRP \$159.95
 280004

NEW COLOR



STYLE# **10053586**
 MSRP \$169.95
 285004

STYLE# **10050836**
 COLOR Distressed Brown
 DETAILS SSW
 AVAILABLE Apr/May 2024
 MSRP \$159.95
 280004



STYLE# **10050837**
 MSRP \$169.95
 285004

REBAR® LIFT CHUKKA H20

SIZES **D: 6-12, 13, 14, 15**
 EE: 6-12, 13, 14, 15
 PLATFORM **Rebar® Lift**

UPPER **5"**
 TOE **Round**
 SLIP RESISTING **SR**



FEATURES

- DRYShield™ waterproof breathable construction
- Premium full-grain leather
- All Day Cushioning insole
- 50% recycled polyester lining
- Lightly padded collar and tongue top
- Cement construction
- Moc toe
- Lightweight, shock-absorbing FLX Foam™ midsole
- Lightweight sole made w/ SMARTLITE™ material from Hunstman
- 90° heel
- Soft toe is ASTM F2892-18 EH rated

STYLE# **10050846**
 COLOR **Distressed Brown**
 DETAILS **SSW**
 AVAILABLE **Jan/Feb 2024**
 MSRP **\$169.95**
285004



WOMEN'S REBAR® LIFT H20

NEW STYLE

SIZES **B: 5.5-11, 12**
 C: 6-11
 PLATFORM **Rebar® Lift**

UPPER **5"**
 TOE **Round**
 SLIP RESISTING **SR**




FEATURES

- DRYShield™ waterproof breathable construction
- Premium full-grain leather
- All Day Cushioning insole
- 50% recycled polyester lining
- Lightly padded collar and tongue top
- Cement construction
- Moc toe
- Lightweight, shock-absorbing FLX Foam™ midsole
- Lightweight sole made w/ SMARTLITE™ material from Hunstman
- 90° heel
- Safety toe is ASTM F2413-18 F/I/C EH
- Soft toe is ASTM F2892-18 EH rated

STYLE# **10053822**
 COLOR **Distressed Brown**
 DETAILS **SSW**
 AVAILABLE **Jul/Aug 2024**
 MSRP **\$159.95**
280004



STYLE# **10053821** 
 MSRP **\$169.95**
285004

REBAR® WEDGE

BEST FOR Construction, agriculture and landscaping work

Delivers lightweight durability with SMARTLITE™ material from Huntsman

AIS ADVANCED STABILITY AND PERFORMANCE

FEATURES

- Lightweight composite forked shank for stability
- Lightweight durable outsole made with SMARTLITE™ material from Huntsman
- Oil- and slip-resisting abrasion resistant outsole, passes hot contact test at 150°C/302°F
- Flat bottom, wedge sole is not ladder-friendly



REBAR® WEDGE MOC TOE 6" H2O

NEW STYLE

SIZES	D: 6-12, 13, 14, 15 EE: 6-12, 13, 14, 15	UPPER	6"
PLATFORM	Rebar® Wedge	TOE	Moc
		SLIP RESISTING	SR



FEATURES

- DRYShield™ waterproof breathable construction
- Premium full-grain leather
- All Day Cushioning insole
- 50% recycled polyester lining
- Lightly padded collar and tongue top
- Cement construction
- Moc toe
- Lightweight, shock-absorbing FLX Foam™ midsole
- Lightweight sole made w/ SMARTLITE™ material from Huntsman
- Flat bottom, wedge sole
- Safety toe is ASTM F2413-18 M/I/C EH rated
- Soft toe is ASTM F2892-18 EH rated

STYLE#	10053614
COLOR	Distressed Brown
DETAILS	SSW
AVAILABLE	Jul/Aug 2024
MSRP	\$179.95
	290004

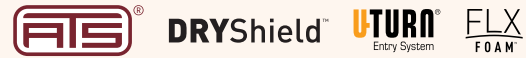
STYLE#	10053615
MSRP	\$189.95
	295004



REBAR® WEDGE PULL-ON H2O

NEW STYLE

SIZES	D: 6-12, 13, 14, 15 EE: 6-12, 13, 14, 15	UPPER	10"
PLATFORM	Rebar® Wedge	TOE	Round
		SLIP RESISTING	SR



FEATURES

- DRYShield™ waterproof breathable construction
- Premium full-grain leather
- All Day Cushioning insole
- 50% recycled polyester lining
- Cement construction
- Lightweight, shock-absorbing FLX Foam™ midsole
- Lightweight sole made w/ SMARTLITE™ material from Huntsman
- Flat bottom, wedge sole
- Safety toe is ASTM F2413-18 M/I/C EH rated
- Soft toe is ASTM F2892-18 EH rated

STYLE#	10053612
COLOR	Distressed Brown
DETAILS	SSW, Full Vamp
AVAILABLE	Jul/Aug 2024
MSRP	\$189.95
	295004

STYLE#	10053613
MSRP	\$199.95
	210004



WOMEN'S REBAR® WEDGE MOC TOE H2O

NEW STYLE

SIZES **B: 5.5-11, 12**
C: 6-11
 PLATFORM **Rebar® Wedge**


UPPER **5"**
 TOE **Moc**
 SLIP RESISTING **SR**



FEATURES

- DRYShield™ waterproof breathable construction
- Premium full-grain leather
- All Day Cushioning insole
- 50% recycled polyester lining
- Lightly padded collar and tongue top
- Cement construction
- Moc toe
- Lightweight, shock-absorbing FLX Foam™ midsole
- Lightweight sole made w/ SMARTLITE™ material from Hunstman
- Flat bottom, wedge sole
- Safety toe is ASTM F2413-18 F/I/C EH rated
- Soft toe is ASTM F2892-18 EH rated

STYLE# **10053718**
 COLOR **Antique Brown**
 DETAILS **SSW**
 AVAILABLE **Aug/Sep 2024**
 MSRP **\$159.95**
280004

STYLE# **10053717** 
 MSRP **\$169.95**
285004



WOMEN'S REBAR® WEDGE CHELSEA H2O

NEW STYLE

SIZES **B: 5.5-11, 12**
C: 6-11
 PLATFORM **Rebar® Wedge**


UPPER **5"**
 TOE **Round**
 SLIP RESISTING **SR**



FEATURES

- DRYShield™ waterproof breathable construction
- Premium full-grain leather
- All Day Cushioning insole
- 50% recycled polyester lining
- Cement construction
- Lightweight, shock-absorbing FLX Foam™ midsole
- Lightweight sole made w/ SMARTLITE™ material from Hunstman
- Flat bottom, wedge sole
- Safety toe is ASTM F2413-18 F/I/C EH rated
- Soft toe is ASTM F2892-18 EH rated

STYLE# **10053720**
 COLOR **Antique Brown**
 DETAILS **SSW, Full Vamp**
 AVAILABLE **Aug/Sep 2024**
 MSRP **\$159.95**
280004

STYLE# **10053719** 
 MSRP **\$169.95**
285004



REBAR® FLEX

BEST FOR Construction trades or work that requires repetitive kneeling and bending

Delivers flexible, lightweight comfort with anatomical support

4LR™ EVERYDAY COMFORT AND STABILITY

FEATURES

- 100% non-metallic construction
- Cushioning EVA midsole for shock absorption
- Lightweight stabilizing shank
- Oil- and slip-resisting Duratread™ outsole for maximum wear resistance, passes hot contact test at 300°C/572°F
- Defined heel



REBAR® FLEX 6"

SIZES **D: 7-12, 13, 14**
EE: 7-12, 13, 14

PLATFORM **Rebar® Flex**

UPPER **6"**


TOE **Round**

SLIP RESISTING **SR**



FEATURES

- Leather and mesh – leather in key protection and support areas, combined w/ mesh panels
- All Day Cushioning insole
- 100% non-metallic
- Mesh lining
- Lightly padded collar and tongue top
- Anatomical last for true fit
- Overlasted construction
- EVA midsole with ESS in heel
- Oil- and slip-resisting Duratread™ outsole
- Outdoor traction lugs w/ debris-releasing tread
- Defined heel
- Safety toe is ASTM F2413-18 M/I/C EH rated

STYLE# **10021495** 

COLOR **Chocolate Brown**

AVAILABLE **At Once**

MSRP **\$149.95**
278004



GROUNDBREAKER

BEST FOR Construction, factory or warehouse work; farm and ranch work

Delivers versatile traction and comfort

4LR™ EVERYDAY COMFORT AND STABILITY

FEATURES

- Lightweight stabilizing shank
- Oil- and slip-resisting Duratread™ outsole for maximum wear resistance, passes hot contact test at 300°C/572°F
- 90° heel



GROUNDBREAKER 6"

SIZES **D: 7-12, 13, 14**
EE: 7-12, 13, 14
PLATFORM **Groundbreaker**

UPPER **6"**
TOE **Round**
SLIP RESISTING **SR**



FEATURES

- Full-grain leather
- All Day Cushioning insole
- Mesh lining
- Lightly padded collar and tongue top
- Cement construction
- Oil- and slip-resisting Duratread™ outsole
- 90° heel
- Soft toe is ASTM F2892-18 EH rated

STYLE# **10016256**
COLOR **Brown**
DETAILS **SSW**
AVAILABLE **At Once**
MSRP **\$139.95**
275004



GROUNDBREAKER CHELSEA H2O

SIZES **D: 7-12, 13, 14**
EE: 7-12, 13, 14
PLATFORM **Groundbreaker**

UPPER **6"**
TOE **Round**
SLIP RESISTING **SR**



FEATURES

- DRYShield™ waterproof breathable construction
- Full-grain leather
- All Day Cushioning insole
- Mesh lining
- Easy pull-on twin gore style
- Reflective piping on heel
- Cement construction
- Oil- and slip-resisting Duratread™ outsole
- 90° heel
- Safety toe is ASTM F2413-18 M/1/C EH rated

STYLE# **10024983** **ST**
COLOR **Dark Brown**
DETAILS **SSW, Full Vamp**
AVAILABLE **At Once**
MSRP **\$169.95**
285004



GROUNDBREAKER MET GUARD


SIZES **D: 7-12, 13, 14, 15**
EE: 7-12, 13, 14, 15
 PLATFORM **Groundbreaker**

UPPER **10"**
 TOE **Round**
 SLIP RESISTING **SR**



FEATURES

- Full-grain leather foot w/ suede upper
- All Day Cushioning insole
- XRD® Internal Metatarsal Guard
- Mesh lining
- Two-row stitch pattern
- Cement construction
- Oil- and slip-resisting Duratread™ outsole
- 90° heel
- Safety toe is ASTM F2413-18 M/I/C Mt EH rated

STYLE# **10036107** 
 COLOR **Brown**
 DETAILS **SSW, Full Vamp**
 AVAILABLE **At Once**
 MSRP **\$189.95**
298504



GROUNDBREAKER PULL-ON

SIZES **D: 7-12, 13, 14**
EE: 7-12, 13, 14
 PLATFORM **Groundbreaker**

UPPER **10"**
 TOE **Round**
 SLIP RESISTING **SR**



FEATURES

- Full-grain leather foot w/ suede upper
- All Day Cushioning insole
- Mesh lining
- Two-row stitch pattern
- Cement construction
- Oil- and slip-resisting Duratread™ outsole
- 90° heel
- Safety toe is ASTM F2413-18 M/I/C EH rated
- Soft toe is ASTM F2892-18 EH rated

STYLE# **10014238**
 COLOR **Brown**
 DETAILS **SSW, Full Vamp**
 AVAILABLE **At Once**
 MSRP **\$149.95**
278004

STYLE# **10014241** 
 MSRP **\$159.95**
283004



EDGE LTE

BEST FOR Mixed use office and factory/warehouse work

Delivers lightweight, flexible comfort all day

4LR EVERYDAY COMFORT AND STABILITY

FEATURES

- 100% non-metallic construction
- Lightweight stabilizing shank
- Flexible and lightweight Bantamweight™ sole provides cushioning comfort
- Oil- and slip-resisting outsole passes hot contact test at 150°C/302°F
- Defined heel



EDGE LTE CHUKKA MET GUARD

SIZES **D: 7-12, 13, 14**
EE: 7-12, 13, 14

PLATFORM **Edge LTE**

UPPER **6"**

TOE **Round**

SLIP RESISTING **SR**



BANTAM
WEIGHT

FEATURES

- Full-grain leather
- All Day Cushioning insole
- 100% non-metallic XRD® Internal Metatarsal Guard
- Mesh lining
- Suede collar and tongue
- Cement construction
- Moc toe
- Lightweight, oil- and slip-resisting Bantamweight™ outsole
- Defined heel
- Safety toe is ASTM F2413-18 M/I/C Mt EH rated

STYLE# **10034149**

COLOR **Dark Brown**

AVAILABLE **At Once**

MSRP **\$184.95**
293504



EDGE LTE CHUKKA H2O

SIZES **D: 7-12, 13, 14**
EE: 7-12, 13, 14

PLATFORM **Edge LTE**

UPPER **6"**

TOE **Round**

SLIP RESISTING **SR**



DRYShield™



BANTAM
WEIGHT

FEATURES

- DRYShield™ waterproof breathable construction
- Full-grain leather
- All Day Cushioning insole
- 100% non-metallic
- Mesh lining
- Suede collar and tongue
- Cement construction
- Moc toe
- Lightweight, oil- and slip-resisting Bantamweight™ outsole
- Defined heel
- Safety toe is ASTM F2413-18 M/I/C EH rated

STYLE# **10024953**

COLOR **Dark Brown**

AVAILABLE **At Once**

MSRP **\$169.95**
288504



EDGE LTE CHUKKA


SIZES **D: 7-12, 13, 14**
EE: 7-12, 13, 14
 PLATFORM **Edge LTE**

UPPER **6"**
 TOE **Round**
 SLIP RESISTING **SR**



FEATURES

- Full-grain leather
- All Day Cushioning insole
- 100% non-metallic
- Mesh lining
- Suede collar and tongue
- Cement construction
- Moc toe
- Lightweight, oil- and slip-resisting Bantamweight™ outsole
- Defined heel
- Safety toe is ASTM F2413-18 M/I/C EH rated

STYLE# **10024951** 
 COLOR **Dark Brown**
 AVAILABLE **At Once**
 MSRP **\$149.95**
278504



EDGE LTE MOC


SIZES **D: 7-12, 13, 14**
EE: 7-12, 13, 14
 PLATFORM **Edge LTE**

UPPER **4.5"**
 TOE **Round**
 SLIP RESISTING **SR**



FEATURES

- Full-grain leather
- All Day Cushioning insole
- 100% non-metallic
- Mesh lining
- Suede collar and tongue
- Cement construction
- Moc toe
- Lightweight, oil- and slip-resisting Bantamweight™ outsole
- Defined heel
- Safety toe is ASTM F2413-18 M/I/C EH rated

STYLE# **10024954** 
 COLOR **Dark Brown**
 AVAILABLE **At Once**
 MSRP **\$139.95**
275004



EDGE LTE MOC H2O


SIZES **D: 7-12, 13, 14**
EE: 7-12, 13, 14
 PLATFORM **Edge LTE**

UPPER **4.5"**
 TOE **Round**
 SLIP RESISTING **SR**




FEATURES

- DRYShield™ waterproof breathable construction
- Full-grain leather
- All Day Cushioning insole
- 100% non-metallic
- Mesh lining
- Suede collar and tongue
- Cement construction
- Moc toe
- Lightweight, oil- and slip-resisting Bantamweight™ outsole
- Defined heel
- Safety toe is ASTM F2413-18 M/I/C EH rated

STYLE# **10024956** 
 COLOR **Dark Brown**
 AVAILABLE **At Once**
 MSRP **\$159.95**
284504



STYLE# **10044578** 
 COLOR **Brown/Brown Croco Print**
 AVAILABLE **At Once**
 MSRP **\$149.95**
278004



EDGE LTE CHUKKA SD

SIZES **D: 7-12, 13, 14** UPPER **6"**
EE: 7-12, 13, 14 TOE **Round**
 PLATFORM **Edge LTE** SLIP RESISTING **SR**



FEATURES

- Full-grain leather
- All Day Cushioning insole
- 100% non-metallic
- Mesh lining
- Suede collar and tongue
- Cement construction
- Moc toe
- Lightweight, oil- and slip-resisting Bantamweight™ outsole
- Defined heel
- Safety toe is ASTM F2413-18 M/I/C SD 35 rated

STYLE# **10038398**

COLOR **Dark Brown**

AVAILABLE **At Once**

MSRP **\$164.95**
283504



EDGE LTE SLIP-ON SD

SIZES **D: 7-12, 13, 14** UPPER **3"**
EE: 7-12, 13, 14 TOE **Round**
 PLATFORM **Edge LTE** SLIP RESISTING **SR**



FEATURES

- Full-grain leather
- All Day Cushioning insole
- 100% non-metallic
- Mesh lining
- Easy slip-on style
- Padded collar at topline
- Cement construction
- Moc toe
- Lightweight, oil- and slip-resisting Bantamweight™ outsole
- Defined heel
- Safety toe is ASTM F2413-18 M/I/C SD 35 rated

STYLE# **10029530**

COLOR **Dark Brown**

AVAILABLE **At Once**

MSRP **\$154.95**
278504



WOMEN'S EDGE LTE MOC

SIZES **B: 5.5-11** UPPER **4.5"**
C: 6-10 TOE **Round**
 PLATFORM **Edge LTE** SLIP RESISTING **SR**



FEATURES

- Full-grain leather
- All Day Cushioning insole
- 100% non-metallic
- Mesh lining
- Suede collar and tongue
- Cement construction
- Moc toe
- Lightweight, oil- and slip-resisting Bantamweight™ outsole
- Defined heel
- Safety toe is ASTM F2413-18 F/I/C EH rated

STYLE# **10035978**

COLOR **Dark Brown**

AVAILABLE **At Once**

MSRP **\$139.95**
275004

EXTRA SIZES **B: 12**
C: 10.5, 11



STYLE# **10042485**

COLOR **Desert Brown/
Cheetah**

AVAILABLE **At Once**

MSRP **\$149.95**
278004



WORKING MILE

BEST FOR Indoor factory or warehouse work

Delivers cushioning comfort

FEATURES

- 100% non-metallic construction
- FLX Foam™ midsole for lightweight cushion and rebound
- Lightweight stabilizing shank
- Oil- and slip-resisting Duratread™ outsole for maximum wear resistance, passes hot contact test at 300°C/572°
- Flat bottom, no defined heel

4LR™ EVERYDAY COMFORT AND STABILITY



WORKING MILE SD

SIZES	D: 7-12, 13, 14 EE: 7-12, 13, 14	UPPER	4"
PLATFORM	Working Mile	TOE	Round
		SLIP RESISTING	SR



FEATURES

- Full-grain leather
- All Day Cushioning insole
- 100% non-metallic
- 50% recycled polyester lining
- Lightly padded collar and tongue top
- Cement construction
- Lightweight, shock-absorbing FLX Foam™ midsole
- Oil- and slip-resisting Duratread™ outsole
- Flat bottom no defined heel
- Safety toe is ASTM F2413-18 M/I/C SD 35 rated

STYLE#	10042565
COLOR	Distressed Brown
AVAILABLE	Dec/Jan 2023-24
MSRP	\$139.95
	270004



TRACEY


BEST FOR Construction and warehouse work; farm and ranch work

Delivers real performance for women with durable, multi-surface traction

4LR™ EVERYDAY COMFORT AND STABILITY

FEATURES

- Lightweight stabilizing shank
- Indoor/outdoor Grip Strip™ sole tread design
- Oil- and slip-resisting Duratread™ outsole for maximum wear resistance, passes hot contact test at 300°C/572°F
- 90° heel



WOMEN'S MACEY™

SIZES **B: 6.5-10, 11**
PLATFORM **Tracey**

UPPER **5"**
TOE **Roper**
SLIP RESISTING **SR**



FEATURES

- Premium full-grain leather
- All Day Cushioning insole
- Mesh lining
- Lightly padded collar and tongue top
- Generous last
- Cement construction
- Oil- and slip-resisting Duratread™ outsole
- 90° heel
- Safety toe is ASTM F2413-18 F/I/C EH rated
- Soft toe is ASTM F2892-18 EH rated

STYLE# **10005947**
COLOR **Dark Peanut**
DETAILS **SSW**
AVAILABLE **At Once**
MSRP **\$139.95**
270004

EXTRA SIZES B: 6, 12

STYLE# **10005949**
MSRP **\$149.95**
275004

EXTRA SIZES B: 10.5



WOMEN'S CASEY 6"

SIZES **B: 5.5-11, 12**
C: 6-11
PLATFORM **Tracey**

UPPER **6"**
TOE **Roper**
SLIP RESISTING **SR**



FEATURES

- Premium full-grain leather
- All Day Cushioning insole
- Mesh lining
- Lightly padded collar and tongue top
- Generous last
- Cement construction
- Oil- and slip-resisting Duratread™ outsole
- 90° heel
- Safety toe is ASTM F2413-18 F/I/C EH rated

STYLE# **10033921**
COLOR **Shadow**
DETAILS **SSW**
AVAILABLE **At Once**
MSRP **\$154.95**
278004



WOMEN'S CASEY 6" MET GUARD


SIZES **B: 5.5-11, 12**
C: 6-11
 PLATFORM **Tracey**

UPPER **6"**
 TOE **Roper**
 SLIP RESISTING **SR**



FEATURES

- Premium full-grain leather
- All Day Cushioning insole
- XRD® Internal Metatarsal Guard
- Mesh lining
- Lightly padded collar and tongue top
- Generous last
- Cement construction
- Oil- and slip-resisting Duratread™ outsole
- 90° heel
- Safety toe is ASTM F2413-18 F/I/C Mt EH rated

STYLE# **10033995** 
 COLOR **Oily Distressed Brown**
 DETAILS **SSW**
 AVAILABLE **At Once**
 MSRP **\$174.95**
288004



TREADFAST

BEST FOR Construction, factory, warehouse, or farm and ranch work

Delivers comfort and multi-surface traction and is a great choice for your all-purpose work boot

4LR™ EVERYDAY COMFORT AND STABILITY

FEATURES

- Lightweight stabilizing shank
- Oil- and slip-resisting Duratread™ outsole for maximum wear resistance, passes hot contact test at 300°C/572°F
- 90° heel



TREADFAST

Built to stand safely up to the heat. Our high-heat resistant Treadfast Temper is extra tough and protective, ideal for smelting, foundry, welding and other molten metal industries.

*Treadfast Temper 6" H2O Met Guard
#10053574*



TREADFAST TEMPER 6" H2O MET GUARD *NEW STYLE*

SIZES D: 6-12, 13, 14, 15
EE: 6-12, 13, 14, 15
PLATFORM Treadfast

UPPER 6"
TOE Round
SLIP RESISTING SR



FEATURES

- DRYShield™ waterproof breathable construction
- Full-grain leather
- All Day Cushioning insole
- XRD® Internal Metatarsal Guard
- Puncture resistant, metal-free SWEN-FLEX® insole board
- High tech Dri-freeze™ lining in foot and upper
- Lightly padded collar and tongue top
- Cement construction
- Molded rubber wear protector
- Oil- and slip-resisting Duratread™ outsole
- 90° heel
- Safety toe is ASTM F2413-18 M/I/C Mt EH PR rated

STYLE# **10053574** **ST**
COLOR **Black**
AVAILABLE **Sep/Oct 2024**
MSRP **\$249.95**
2125004



TREADFAST 6"

SIZES D: 6-12, 13, 14, 15
EE: 6-12, 13, 14, 15
PLATFORM Treadfast

UPPER 6"
TOE Round
SLIP RESISTING SR



FEATURES

- Full-grain leather
- All Day Cushioning insole
- Mesh lining
- Lightly padded collar and tongue top
- Cement construction
- Protective ExGuards™ on toe and heel
- Oil- and slip-resisting Duratread™ outsole
- 90° heel
- Safety toe is ASTM F2413-18 M/I/C EH rated
- Soft toe is ASTM F2892-18 EH rated

STYLE# **10034672**
COLOR **Distressed Brown**
AVAILABLE **At Once**
MSRP **\$104.95**
256004

STYLE# **10034671** **ST**
MSRP **\$114.95**
261004



TREADFAST 6" H2O

SIZES D: 6-12, 13, 14, 15
EE: 6-12, 13, 14, 15
PLATFORM Treadfast

UPPER 6"
TOE Round
SLIP RESISTING SR



FEATURES

- DRYShield™ waterproof breathable construction
- Full-grain leather
- All Day Cushioning insole
- Mesh lining
- Lightly padded collar and tongue top
- Cement construction
- Protective ExGuards™ on toe and heel
- Oil- and slip-resisting Duratread™ outsole
- 90° heel
- Safety toe is ASTM F2413-18 M/I/C EH rated
- Soft toe is ASTM F2892-18 EH rated

STYLE# **10040266**
COLOR **Dark Brown**
AVAILABLE **At Once**
MSRP **\$114.95**
261004

STYLE# **10034673** **ST**
MSRP **\$124.95**
266004



TREADFAST 8" H2O

SIZES D: 6-12, 13, 14, 15
EE: 6-12, 13, 14, 15
PLATFORM Treadfast

UPPER 8"
TOE Round
SLIP RESISTING SR



FEATURES

- DRYShield™ waterproof breathable construction
- Full-grain leather
- All Day Cushioning insole
- 50% recycled polyester lining
- Lightly padded collar and tongue top
- Cement construction
- Protective ExGuards™ on toe and heel
- Oil- and slip-resisting Duratread™ outsole
- 90° heel
- Safety toe is ASTM F2413-18 M/I/C EH rated
- Soft toe is ASTM F2892-18 EH rated

STYLE# **10042484**
COLOR **Dark Brown**
AVAILABLE **At Once**
MSRP **\$129.95**
271004

STYLE# **10042496** **ST**
MSRP **\$139.95**
276004



WOMEN'S TREADFAST 6" H2O

SIZES **B: 5.5-11, 12**
C: 6-11
 PLATFORM **Treadfast**


UPPER **6"**
 TOE **Round**
 SLIP RESISTING **SR**



FEATURES

- DRYShield™ waterproof breathable construction
- Full-grain leather
- All Day Cushioning insole
- Mesh lining
- Lightly padded collar and tongue top
- Cement construction
- Protective ExGuards™ on toe and heel
- Oil- and slip-resisting Duratread™ outsole
- 90° heel
- Safety toe is ASTM F2413-18 F/I/C EH rated
- Soft toe is ASTM F2892-18 EH rated
- Meets EN ISO 20345 SB level requirements for Safety Footwear combined with SRA Slip Resistance

STYLE# **10040404**
 COLOR **Dark Brown**
 AVAILABLE **At Once**
 MSRP **\$109.95**
258504

STYLE# **10040405** 
 MSRP **\$119.95**
263504



CASUAL WORK

BEST FOR Indoor electronics, explosives or chemicals manufacturing

Delivers comfort casual shoe style with static dissipating safety toe protection

4LR™ EVERYDAY COMFORT AND STABILITY

FEATURES

- Static dissipating, SD 35 rated
- 100% non-metallic construction
- Cushioning EVA midsole for shock absorption
- Lightweight stabilizing shank
- Oil- and slip-resisting Duratread™ outsole for maximum wear resistance, passes hot contact test at 300°C/572°F
- 90° heel



WOMEN'S CASUAL WORK MID LACE SD

SIZES	B: 5.5-11	UPPER	5"
	C: 6-11	TOE	Round
PLATFORM	Casual Work	SLIP RESISTING	SR



FEATURES

- Full-grain leather
- All Day Cushioning insole
- 100% non-metallic
- Mesh lining
- Lightly padded mesh cushion collar
- Cement construction
- Lightweight, shock-absorbing EVA midsole
- Oil- and slip-resisting Duratread™ outsole
- 90° heel
- Safety toe is ASTM F2413-18 F/I/C SD 35 rated

STYLE#	10020097	CT
COLOR	Nutty Brown	
DETAILS	SSW	
AVAILABLE	At Once	
MSRP	\$144.95	
	276004	



EXPERT SAFETY CLOG

BEST FOR Indoor electronics, explosives or chemicals manufacturing

Delivers comfort clog style with static dissipating safety toe protection

AIS ADVANCED STABILITY AND PERFORMANCE

FEATURES

- Static dissipating, SD 35 rated
- 100% non-metallic construction
- Lightweight composite forked shank for stability
- Oil- and slip-resisting Duratread™ outsole for maximum wear resistance, passes hot contact test at 300°C/572°F
- Defined heel



WOMEN'S EXPERT SAFETY CLOG SD

SIZES	B: 5.5-10, 11	UPPER	2"
	C: 6-9	TOE	Round
PLATFORM	Expert Safety Clog	SLIP RESISTING	SR



FEATURES

- Premium full-grain leather
- Non-removable comfort insole
- 100% non-metallic
- Padded collar at topline
- Cement construction
- Shock-absorbing PU midsole
- Oil- and slip-resisting Duratread™ outsole
- Defined heel
- Safety toe is ASTM F2413-18 F/I/C SD 35 rated

STYLE#	10011976	CT
COLOR	Black	
AVAILABLE	At Once	
MSRP	\$139.95	
	273004	



CONVEYER™

BEST FOR Indoor factory or warehouse work

Delivers amazing all day cushioning and support

4LR™ EVERYDAY COMFORT AND STABILITY

FEATURES

- 100% non-metallic construction
- FLX Foam™ midsole for lightweight cushion and rebound
- Lightweight stabilizing shank
- Oil- and slip- resisting Duratread™ outsole for maximum wear resistance, passes hot contact test at 300°C/572°F
- Flat bottom, no defined heel



CONVEYER™

SIZES **D: 7-12, 13, 14, 15**
EE: 7-12, 13, 14, 15

PLATFORM **Conveyer™**

UPPER **4"**

TOE **Round**

SLIP RESISTING **SR**



FEATURES

- Full-grain leather
- All Day Cushioning insole
- 50% recycled polyester lining
- Cement construction
- Lightweight, shock-absorbing FLX Foam™ midsole
- Oil- and slip-resisting Duratread™ outsole
- Flat bottom no defined heel
- Safety toe is ASTM F2413-18 M/I/C EH rated

STYLE# **10050838**

COLOR **Black**

AVAILABLE **Mar/Apr 2024**

MSRP **\$129.95**
265004



STYLE# **10050839**

COLOR **Sandstorm**

AVAILABLE **Mar/Apr 2024**

MSRP **\$129.95**
265004



OUTPACE®

BEST FOR Indoor factory or warehouse work

Delivers amazing all day cushioning and support

FEATURES

- 100% non-metallic construction
- FLX Foam™ midsole for lightweight cushion and rebound
- Lightweight stabilizing shank
- Oil- and slip-resisting Duratread™ outsole for maximum wear resistance, passes hot contact test at 300°C/572°
- Flat bottom, no defined heel

4LR™ EVERYDAY COMFORT AND STABILITY



OUTPACE™ SHIFT
(SELECT STYLES)

OUTPACE® SHIFT

Built to outpace the competition. Outpace® redefines comfort, combining athletic styling with long-lasting cushioning and performance safety features. Best for indoor work environments and long hours standing on cement floors.

*Outpace® Shift #10047025
Camo*

Leather and mesh – leather in key protection and support areas, combined w/ mesh panels

Safety toe is ASTM F2413-18 M/I/C EH rated

Soft toe is ASTM F2892-18 EH rated

100% non-metallic

Cushioning FLX Foam™ eco-friendly midsole made w/ a 5% biodegradable rice husk blend

Oil- and slip-resisting Duratread™ outsole

All Day Cushioning insole

Lightly padded collar and tongue top

50% recycled polyester lining



OUTPACE® SHIFT MID

SIZES D: 7-12, 13, 14, 15
 EE: 7-12, 13, 14, 15
 PLATFORM Outpace®

UPPER 5.5"
 TOE Round
 SLIP RESISTING SR



FEATURES

- Technically engineered ripstop upper
- All Day Cushioning insole
- 100% non-metallic
- 50% recycled polyester lining
- Lightly padded collar and tongue top
- Cement construction
- Cushioning FLX Foam™ eco-friendly midsole made w/ a 5% biodegradable rice husk blend
- Oil- and slip-resisting Duratread™ outsole
- Flat bottom no defined heel
- Safety toe is ASTM F2413-18 M/I/C EH rated

STYLE# **10050844**
 COLOR **Dark Shadow**
 AVAILABLE **Jan/Feb 2024**
 MSRP **\$134.95**
268004



OUTPACE® SHIFT H2O

NEW STYLE

SIZES D:7-12, 13, 14, 15
 EE:7-12, 13, 14, 15
 PLATFORM Outpace®

UPPER 4"
 TOE Round
 SLIP RESISTING SR



FEATURES

- DRYShield™ waterproof breathable construction
- Premium full-grain leather
- All Day Cushioning insole
- 100% non-metallic
- 50% recycled polyester lining
- Lightly padded collar and tongue top
- Cement construction
- Cushioning FLX Foam™ eco-friendly midsole made w/ a 5% biodegradable rice husk blend
- Oil- and slip-resisting Duratread™ outsole
- Flat bottom no defined heel
- Safety toe is ASTM F2413-18 M/I/C EH rated

STYLE# **10053619**
 COLOR **Black**
 AVAILABLE **Oct/Nov 2024**
 MSRP **\$149.95**
275004



OUTPACE® SHIFT

SIZES D: 7-12, 13, 14, 15
 EE: 7-12, 13, 14, 15
 PLATFORM Outpace®

UPPER 4"
 TOE Round
 SLIP RESISTING SR



FEATURES

- Leather and mesh – leather in key protection and support areas, combined w/ mesh panels
- All Day Cushioning insole
- 100% non-metallic
- 50% recycled polyester lining
- Lightly padded collar and tongue top
- Cement construction
- Cushioning FLX Foam™ eco-friendly midsole made w/ a 5% biodegradable rice husk blend
- Oil- and slip-resisting Duratread™ outsole
- Flat bottom no defined heel
- Safety toe is ASTM F2413-18 M/I/C EH rated
- Soft toe is ASTM F2892-18 EH rated

STYLE# **10047027**
 COLOR **Black**
 AVAILABLE **At Once**
 MSRP **\$114.95**
258004



STYLE# **10047026**
 MSRP **\$124.95**
263004

STYLE# **10047025**
 COLOR **Camo**
 AVAILABLE **At Once**
 MSRP **\$124.95**
263004



WOMEN'S OUTPACE® SHIFT MID

SIZES B: 5.5-11, 12
 C: 6-11
 PLATFORM Outpace®

UPPER 5"
 TOE Round
 SLIP RESISTING SR



FEATURES

- Mesh upper
- All Day Cushioning insole
- 100% non-metallic
- 50% recycled polyester lining
- Lightly padded collar and tongue top
- Cement construction
- Cushioning FLX Foam™ eco-friendly midsole made w/ a 5% biodegradable rice husk blend
- Oil- and slip-resisting Duratread™ outsole
- Flat bottom no defined heel
- Safety toe is ASTM F2413-18 F/I/C EH rated

STYLE# **10050845**
 COLOR **Dark Shadow**
 AVAILABLE **Jan/Feb 2024**
 MSRP **\$134.95**
268004



WOMEN'S OUTPACE® SHIFT H2O

NEW STYLE

SIZES **B: 5.5-11, 12**
C: 6-11
 PLATFORM **Outpace®**

UPPER **4"**
 TOE **Round**
 SLIP RESISTING **SR**



FEATURES

- DRYShield™ waterproof breathable construction
- Premium full-grain leather
- All Day Cushioning insole
- 100% non-metallic
- 50% recycled polyester lining
- Lightly padded collar and tongue top
- Cement construction
- Cushioning FLX Foam™ eco-friendly midsole made w/ a 5% biodegradable rice husk blend
- Oil- and slip-resisting Duratread™ outsole
- Flat bottom no defined heel
- Safety toe is ASTM F2413-18 F/I/C EH rated

STYLE# **10053618**

COLOR **Black**

AVAILABLE **Oct/Nov 2024**

MSRP **\$149.95**
275004



WOMEN'S OUTPACE® SHIFT

SIZES **B: 5.5-11, 12**
C: 6-11
 PLATFORM **Outpace®**

UPPER **3.5"**
 TOE **Round**
 SLIP RESISTING **SR**



FEATURES

- Leather and mesh – leather in key protection and support areas, combined w/ mesh panels
- All Day Cushioning insole
- 100% non-metallic
- 50% recycled polyester lining
- Lightly padded collar and tongue top
- Cement construction
- Cushioning FLX Foam™ eco-friendly midsole made w/ a 5% biodegradable rice husk blend
- Oil- and slip-resisting Duratread™ outsole
- Flat bottom no defined heel
- Safety toe is ASTM F2413-18 F/I/C EH rated
- Soft toe is ASTM F2892-18 EH rated

STYLE# **10046880**

COLOR **Black**

AVAILABLE **At Once**

MSRP **\$114.95**
258004



STYLE# **10046879**

MSRP **\$124.95**
263004

STYLE# **10046878**

COLOR **Smoky Grey**

AVAILABLE **At Once**

MSRP **\$124.95**
263004



OUTPACE®

SIZES **D: 7-12, 13, 14**
EE: 7-12, 13, 14
 PLATFORM **Outpace®**

UPPER **4"**
 TOE **Round**
 SLIP RESISTING **SR**



FEATURES

- Technically engineered ripstop upper
- Durable, abrasion resistant TPU overlays
- All Day Cushioning insole
- 100% non-metallic
- 50% recycled polyester lining
- Lightly padded collar and tongue top
- Cement construction
- Lightweight, shock-absorbing FLX Foam™ midsole
- Oil- and slip-resisting Duratread™ outsole
- Flat bottom no defined heel
- Safety toe is ASTM F2413-18 M/I/C EH rated

STYLE# **10040283**

COLOR **Black**

AVAILABLE **At Once**

MSRP **\$119.95**
261004

EXTRA SIZES D: 15
 EE: 15



STYLE# **10040282**

COLOR **Gunmetal**

AVAILABLE **At Once**

MSRP **\$119.95**
261004



OUTPACE® SD

SIZES **D: 7-12, 13, 14**
EE: 7-12, 13, 14
 PLATFORM **Outpace®**

UPPER **4"**
 TOE **Round**
 SLIP RESISTING **SR**



FEATURES

- Rugged knitted upper is breathable and flexible
- Durable, abrasion resistant TPU overlays
- All Day Cushioning insole
- 100% non-metallic
- 50% recycled polyester lining
- Lightly padded collar and tongue top
- Cement construction
- Lightweight, shock-absorbing FLX Foam™ midsole
- Oil- and slip-resisting Duratread™ outsole
- Flat bottom no defined heel
- Safety toe is ASTM F2413-18 M/I/C SD 35 rated

STYLE# **10040319**

COLOR **Charcoal/Blazing Yellow**

AVAILABLE **At Once**

MSRP **\$124.95**
266004



WOMEN'S OUTPACE®

SIZES **B: 5.5-11**
 PLATFORM **Outpace®**

UPPER **3.5"**
 TOE **Round**
 SLIP RESISTING **SR**



FEATURES

- Technically engineered ripstop upper
- Durable, abrasion resistant TPU overlays
- All Day Cushioning insole
- 100% non-metallic
- 50% recycled polyester lining
- Lightly padded collar and tongue top
- Cement construction
- Lightweight, shock-absorbing FLX Foam™ midsole
- Oil- and slip-resisting Duratread™ outsole
- Flat bottom no defined heel
- Safety toe is ASTM F2413-18 F/I/C EH rated

STYLE# **10040324** **CT**
 COLOR **Black/Charcoal**
 AVAILABLE **At Once**
 MSRP **\$119.95**
261004
EXTRA SIZES C: 6-10



STYLE# **10040323** **CT**
 COLOR **Black/Shadow Purple**
 AVAILABLE **At Once**
 MSRP **\$119.95**
261004
EXTRA SIZES C: 6-10



STYLE# **10040322** **CT**
 COLOR **Willow**
 AVAILABLE **At Once**
 MSRP **\$119.95**
261004



WOMEN'S OUTPACE® SD

SIZES **B: 5.5-11, 12**
 C: 6-11
 PLATFORM **Outpace®**

UPPER **4"**
 TOE **Round**
 SLIP RESISTING **SR**



FEATURES

- Eco-friendly, 100% recycled polyester mesh upper
- Durable, abrasion resistant TPU overlays
- All Day Cushioning insole
- 100% non-metallic
- 50% recycled polyester lining
- Lightly padded collar and tongue top
- Cement construction
- Lightweight, shock-absorbing FLX Foam™ midsole
- Oil- and slip-resisting Duratread™ outsole
- Flat bottom no defined heel
- Safety toe is ASTM F2413-18 F/I/C SD 35 rated

STYLE# **10044427** **CT**
 COLOR **Ebony**
 AVAILABLE **At Once**
 MSRP **\$124.95**
266004



SHIFTRUNNER™

BEST FOR Indoor work environments such as healthcare, warehouse, or hospitality

Delivers all day cushioning and support for long shifts standing and walking

4LR™ EVERYDAY COMFORT AND STABILITY

FEATURES

- 100% non-metallic construction
- FLX Foam™ midsole for lightweight cushion and rebound
- Lightweight stabilizing shank
- Slip-resisting Duratread™ sole
- Eco-friendly midsole and outsole with 5% biodegradable rice husk agricultural by-product
- Flat bottom, no defined heel



SHIFTRUNNER™

With a sturdy rubber outsole, our ShiftRunner™ platform provides structure and stability with built-in comfort to energize feet for long shifts. Carefully designed for indoor work environments such as hospitals and other medical settings, hotels or warehouse, it delivers the all day cushioning and support needed for standing and walking on hard surfaces.

*Women's ShiftRunner™ #10042566
Smoky Grey*

100% non-metallic

Fluid and stain repellent finish

Soft toe is ASTM F2892-18 EH rated

Removable All Day Cushioning insole

Cushioning FLX Foam™ midsole

Slip-resisting Duratread™ sole

Flat bottom, no defined heel

Eco-friendly midsole and outsole with 5% biodegradable rice husk agricultural by-product

Eco-friendly, 100% recycled polyester mesh upper, lining and laces



SHIFTRUNNER™

SIZES	D: 7-12, 13, 14	UPPER	3"
	EE: 7-12, 13, 14	TOE	Round
PLATFORM	ShiftRunner™	SLIP RESISTING	SR



FEATURES

- Eco-friendly, 100% recycled polyester mesh upper, lining and laces
- Fluid and stain repellent finish
- All Day Cushioning insole
- 100% non-metallic
- Cement construction
- Lightweight, shock-absorbing FLX Foam™ midsole
- Slip-resisting Duratread™ sole
- Eco friendly sole and midsole made w/ 5% biodegradable rice husk agricultural by-product
- Flat bottom no defined heel
- Soft toe is ASTM F2892-18 EH rated

STYLE#	10042570
COLOR	Smoky Grey
AVAILABLE	At Once
MSRP	\$124.95
	262504



STYLE#	10042569
COLOR	Blue Waves
AVAILABLE	At Once
MSRP	\$124.95
	262504



WOMEN'S SHIFTRUNNER™

SIZES	B: 5.5-11, 12	UPPER	3"
	C: 6-11	TOE	Round
PLATFORM	ShiftRunner™	SLIP RESISTING	SR



FEATURES

- Eco-friendly, 100% recycled polyester mesh upper, lining and laces
- Fluid and stain repellent finish
- All Day Cushioning insole
- 100% non-metallic
- Cement construction
- Lightweight, shock-absorbing FLX Foam™ midsole
- Slip-resisting Duratread™ sole
- Eco friendly sole and midsole made w/ 5% biodegradable rice husk agricultural by-product
- Flat bottom no defined heel
- Soft toe is ASTM F2892-18 EH rated

STYLE#	10042566
COLOR	Smoky Grey
AVAILABLE	At Once
MSRP	\$124.95
	262504



STYLE#	10042567
COLOR	Blue Waves
AVAILABLE	At Once
MSRP	\$124.95
	262504



STYLE#	10042568
COLOR	Winetasting
AVAILABLE	At Once
MSRP	\$124.95
	262504





WESTERN WORK



WESTERN WORK

68 Catalyst™ VX Work
69 Intrepid™
72 OverDrive™
73 WorkHog® XT
79 WorkHog®

85 RigTek™
88 Big Rig
91 Sierra
96 Terrain Work
97 Rebar® Flex Western

100 Groundbreaker
103 Rambler Work Wedge
104 Tracey
105 Anthem Work
107 Fatbaby® Work

CATALYST™ VX WORK

BEST FOR Harsh outdoor work environments; oil and gas exploration

Delivers heavy-duty performance with advanced stability technology



UNPARALLELED FIT AND COMFORT

FEATURES

- Full-length internal shock-absorbing layer combines with midsole for incredible cushioning comfort
- Integrated shank stabilizes the foot, providing superior balance
- Goodyear welt construction for durability
- Oil- and slip-resisting Duratread™ outsole for maximum wear resistance, passes hot contact test at 300°C/572°F
- 90° heel



CATALYST™ VX WORK WIDE SQUARE TOE H2O

SIZES	D: 7-12, 13, 14 EE: 8-12, 13, 14	UPPER	11"
PLATFORM	Catalyst™ VX Work	TOE	Wide Square



DRYShield™



FEATURES

- DRYShield™ waterproof breathable construction
- Premium full-grain leather
- Mesh lining
- Goodyear welt construction
- Protective shin guard
- Protective ExGuards™ on toe and heel
- Lightweight, shock-absorbing EVA midsole
- Oil- and slip-resisting Duratread™ outsole
- 90° heel
- Safety toe is ASTM F2413-18 M/I/C EH rated

STYLE#	10016253	
COLOR	Bruin Brown	
DETAILS	SSW, Full Vamp	
AVAILABLE	At Once	
MSRP	\$324.95	
	2168504	



INTREPID™

BEST FOR Active, outdoor work across various types of terrain

Delivers the best rebound, cushioning and all day support for active outdoor work

FEATURES

- Innovative chassis provides heel rebound, midfoot stability and flexible forefoot protection
- Roomier toe box in unique square toe shape with anatomical fit
- Shock-absorbing midsole for comfort all day
- Oil- and slip-resisting Duratread™ outsole for maximum wear resistance, passes hot contact test at 300°C/572°F
- 90° heel



ACTIVE SUPPORT AND FLEXIBILITY



INTREPID™

Works hard and stands out. Reflective detail and trim add increased visibility and style to the Intrepid boot's superior cushioning and rebound.

(top) Intrepid™ VentTEK™ #10050830 Iron Coffee
Intrepid™ Live Wire H2O #10050829 Black

Composite safety toe is lighter weight than traditional safety toes



Reflective detail for increased visibility



Oil- and slip-resisting Duratread™ outsole for maximum wear resistance



Spidertek® system returns energy with each step while giving midfoot support and forefoot flex



Pro Performance insole for cushioning support

Reflective detail for increased visibility

WESTERN WORK

INTREPID™ VENTTEK™

SIZES **D: 7-12, 13, 14, 15**
EE: 7-12, 13, 14, 15

PLATFORM **Intrepid™**

UPPER **11"**
 TOE **Square**

SLIP RESISTING **SR**



FEATURES

- Full-grain leather w/ reflective VentTEK™ mesh panels
- Pro Performance insole for cushioning support
- High tech Dri-Freeze™ lining in foot and upper
- Anatomical last for true fit
- Cement construction
- Protective ExGuards™ on heel
- Oil- and slip-resisting Duratread™ outsole
- 90° heel
- Safety toe is ASTM F2413-18 M/I/C EH rated

STYLE# **10050830**

COLOR **Iron Coffee**

DETAILS **SSW, Full Vamp**

AVAILABLE **May/June 2024**

MSRP **\$249.95**
2125004



INTREPID™ VENTTEK™

SIZES **D: 7-12, 13, 14, 15**
EE: 7-12, 13, 14, 15

PLATFORM **Intrepid™**

UPPER **11"**
 TOE **Square**

SLIP RESISTING **SR**



FEATURES

- Full-grain leather w/ reflective VentTEK™ mesh panels
- Pro Performance insole for cushioning support
- High tech Dri-Freeze™ lining in foot and upper
- Anatomical last for true fit
- Cement construction
- Protective ExGuards™ on heel
- Oil- and slip-resisting Duratread™ outsole
- 90° heel
- Safety toe is ASTM F2413-18 M/I/C EH rated

STYLE# **10023042**

COLOR **Bruin Brown/Sassy Orange**

DETAILS **SSW, Full Vamp**

AVAILABLE **At Once**

MSRP **\$234.95**
2120004



INTREPID™ VENTTEK™ (cont.)

STYLE# **10020072**

COLOR **Cocoa Brown/Orange**

DETAILS **SSW, Full Vamp**

AVAILABLE **At Once**

MSRP **\$234.95**
2120004



INTREPID™ LIVE WIRE H2O

SIZES **D: 7-12, 13, 14, 15**
EE: 7-12, 13, 14, 15

PLATFORM **Intrepid™**

UPPER **11"**
 TOE **Square**

SLIP RESISTING **SR**



FEATURES

- DRYShield™ waterproof breathable construction
- Premium full-grain leather
- Pro Performance insole for cushioning support
- 50% recycled polyester lining
- Reflective details
- Anatomical last for true fit
- Cement construction
- Protective ExGuards™ on heel
- Oil- and slip-resisting Duratread™ outsole
- 90° heel
- Safety toe is ASTM F2413-18 M/I/C EH rated

STYLE# **10050829**

COLOR **Black**

DETAILS **SSW, Full Vamp**

AVAILABLE **May/June 2024**

MSRP **\$259.95**
2130004



INTREPID™ 8" H2O

SIZES **D: 7-12, 13, 14**
EE: 7-12, 13, 14
 PLATFORM **Intrepid™**

UPPER **8"**
 TOE **Square**
 SLIP RESISTING **SR**



FEATURES

- DRYShield™ waterproof breathable construction
- Premium full-grain leather
- Pro Performance insole for cushioning support
- Mesh lining
- Lightly padded collar and tongue top
- Anatomical last for true fit
- Cement construction
- Protective ExGuards™ on heel
- Shock-absorbing PU midsole
- Oil- and slip-resisting Duratread™ outsole
- 90° heel
- Safety toe is ASTM F2413-18 M/I/C EH rated

STYLE# **10020079** 
 COLOR **Rye Brown**
 DETAILS **SSW**
 AVAILABLE **At Once**
 MSRP **\$219.95**
2115004



WESTERN WORK

OVERDRIVE™

BEST FOR Harsh outdoor work environments; oil and gas exploration

Delivers maximum side-to-side stability with additional wear protection



MAXIMUM STABILITY AND PERFORMANCE

FEATURES

- Extra wide shank for maximum stability
- Reinforced ExGuards™ reduce wear on toe and heel
- Goodyear welt construction for durability
- Oil- and slip-resisting Duratread™ outsole for maximum wear resistance, passes hot contact test at 300°C/572°F
- 90° heel



OVERDRIVE™ WIDE SQUARE TOE

NEW STYLE

SIZES **D: 7-12, 13, 14**
EE: 8-12, 13, 14

UPPER **11"**
TOE **Wide Square**
SLIP RESISTING **SR**



FEATURES

- Full-grain leather
- Pro Performance insole for cushioning support
- 50% recycled polyester lining
- Six-row stitch pattern w/ embroidery
- Goodyear welt construction
- Lightweight, shock-absorbing EVA midsole
- Oil- and slip-resisting Duratread™ outsole
- 90° heel
- Safety toe is ASTM F2413-18 M/I/C EH rated

STYLE# **10053644**

COLOR **Brown/Rough Stone**

DETAILS **SSW, Full Vamp**

AVAILABLE **Aug/Sep 2024**

MSRP **\$224.95**

2112004



STYLE# **10011933**

COLOR **Alamo Brown**

DETAILS **SSW, Full Vamp**

AVAILABLE **At Once**

MSRP **\$224.95**

2114504



OVERDRIVE™ 8" WIDE SQUARE TOE H2O

SIZES **D: 7-12, 13, 14**
EE: 8-12, 13, 14

UPPER **8"**
TOE **Wide Square**
SLIP RESISTING **SR**



FEATURES

- DRYShield™ waterproof breathable construction
- Full-grain leather foot
- Pro Performance insole for cushioning support
- Mesh lining
- Lightly padded collar and tongue top
- Goodyear welt construction
- Protective ExGuards™ on toe, heel and side
- Lightweight, shock-absorbing EVA midsole
- Oil- and slip-resisting Duratread™ outsole
- 90° heel
- Safety toe is ASTM F2413-18 M/I/C EH rated

STYLE# **10012940**

COLOR **Chestnut Brown**

DETAILS **SSW**

AVAILABLE **At Once**

MSRP **\$224.95**

2114504



WORKHOG® XT

BEST FOR Harsh outdoor work environments; oil and gas exploration

Delivers maximum side-to-side stability, superior cushioning, and shock absorption for extreme comfort



MAXIMUM STABILITY AND PERFORMANCE

FEATURES

- Shock-absorbing midsole for comfort all day
- Extra wide shank for maximum stability
- Goodyear welt construction for durability
- Oil- and slip-resisting Duratread™ outsole for maximum wear resistance, passes hot contact test at 300°C/572°F
- 90° heel



WORKHOG® XT BOA®



Dial in a fast, effortless, precision fit with the micro-adjustable BOA® Fit System, designed to provide custom support and performance.

Workhog® XT Wide Square Toe BOA H2O #10038924 Bruin Brown/Dark Forest

BOA®



Premium full-grain leather

DRYShield™ construction available on select styles

Carbon safety toe meets ASTM F2413-18 standards for electrical hazard resistant footwear

Oil- and slip-resisting Duratread™ outsole provides maximum wear resistance

90° heel

Energy Max™ anti-fatigue insole provides cushioning and rebound for maximum comfort

Premium full-grain leather

Six-row stitch pattern

Micro-adjustable BOA® Fit System creates a fast, effortless, precision fit around the instep and ankle

Cushioning dual-density EVA midsole provides shock absorption with support

Goodyear welt construction for durability

WESTERN WORK

WORKHOG® XT WIDE SQUARE TOE BOA®

SIZES **D: 7-12, 13, 14, 15**
EE: 7-12, 13, 14, 15

PLATFORM **WorkHog® XT**

UPPER **11"**
 TOE **Wide Square**

SLIP RESISTING **SR**



FEATURES

- Premium full-grain leather
- Energy Max™ anti-fatigue insole
- Mesh lining
- Dial in a fast, effortless, precision fit with the micro-adjustable BOA® Fit System
- Six-row stitch pattern
- Goodyear welt construction
- Lightweight, shock-absorbing dual-density EVA midsole
- Oil- and slip-resisting Duratread™ outsole
- 90° heel
- Safety toe is ASTM F2413-18 M/I/C EH rated

STYLE# **10038923**

COLOR **Dark Earth/Black**

DETAILS **SSW, Full Vamp**

AVAILABLE **At Once**

MSRP **\$279.95**

2140004



WORKHOG® XT WIDE SQUARE TOE BOA® H2O

SIZES **D: 7-12, 13, 14, 15**
EE: 7-12, 13, 14, 15

PLATFORM **WorkHog® XT**

UPPER **11"**
 TOE **Wide Square**

SLIP RESISTING **SR**



FEATURES

- DRYShield™ waterproof breathable construction
- Premium full-grain leather
- Energy Max™ anti-fatigue insole
- Mesh lining
- Dial in a fast, effortless, precision fit with the micro-adjustable BOA® Fit System
- Six-row stitch pattern
- Goodyear welt construction
- Lightweight, shock-absorbing dual-density EVA midsole
- Oil- and slip-resisting Duratread™ outsole
- 90° heel
- Safety toe is ASTM F2413-18 M/I/C EH rated
- Soft toe is ASTM F2892-18 EH rated

STYLE# **10038921**

COLOR **Aged Bark/Brown**

DETAILS **SSW, Full Vamp**

AVAILABLE **At Once**

MSRP **\$284.95**

2143004



WORKHOG® XT WIDE SQUARE TOE BOA® H2O (cont.)

STYLE# **10038924**

COLOR **Bruin Brown/Dark Forest**

DETAILS **SSW, Full Vamp**

AVAILABLE **At Once**

MSRP **\$294.95**

2148004



WORKHOG® XT 8" BOA® H2O

SIZES **D: 7-12, 13, 14, 15**
EE: 7-12, 13, 14, 15

PLATFORM **WorkHog® XT**

UPPER **8"**
 TOE **Wide Square**

SLIP RESISTING **SR**



FEATURES

- DRYShield™ waterproof breathable construction
- Premium full-grain leather
- Energy Max™ anti-fatigue insole
- Mesh lining
- Dial in a fast, effortless, precision fit with the micro-adjustable BOA® Fit System
- Goodyear welt construction
- Protective ExGuards™ on toe and heel
- Lightweight, shock-absorbing EVA midsole
- Oil- and slip-resisting Duratread™ outsole
- 90° heel
- Safety toe is ASTM F2413-18 M/I/C EH rated

STYLE# **10038922**

COLOR **Chocolate Brown**

DETAILS **SSW**

AVAILABLE **At Once**

MSRP **\$274.95**

2138004



WORKHOG® XT VENTTEK™ BOLD H2O

SIZES D: 7-12, 13, 14, 15
EE: 7-12, 13, 14, 15
PLATFORM WorkHog® XT

UPPER 11"
TOE Wide Square
SLIP RESISTING SR




DRYShield™



VENTTEK™

FEATURES

- DRYShield™ waterproof breathable construction
- Full-grain leather w/ VentTEK™ mesh panels
- Energy Max™ anti-fatigue insole
- Cooling waterproof lining in foot
- Goodyear welt construction
- Protective ExGuards™ on toe and heel
- Lightweight, shock-absorbing dual-density EVA midsole
- Oil- and slip-resisting Duratread™ outsole
- 90° heel
- Safety toe is ASTM F2413-18 M/I/C EH rated

STYLE# **10035881** 
COLOR Iron Coffee/Acid
DETAILS SSW, Full Vamp
AVAILABLE At Once
MSRP \$259.95
2134004



WORKHOG® XT VENTTEK™ H2O

SIZES D: 7-12, 13, 14, 15
EE: 7-12, 13, 14, 15
PLATFORM WorkHog® XT

UPPER 11"
TOE Wide Square
SLIP RESISTING SR




DRYShield™

VENTTEK™

FEATURES

- DRYShield™ waterproof breathable construction
- Full-grain leather w/ VentTEK™ mesh panels
- Energy Max™ anti-fatigue insole
- Cooling waterproof lining in foot
- Goodyear welt construction
- Lightweight, shock-absorbing dual-density EVA midsole
- Oil- and slip-resisting Duratread™ outsole
- 90° heel
- Safety toe is ASTM F2413-18 M/I/C EH rated
- Soft toe is ASTM F2892-18 EH rated


STYLE# **10044504**
COLOR Iron Coffee/Sunset
DETAILS SSW, Full Vamp
AVAILABLE Mar/Apr 2024
MSRP \$239.95
2123004

STYLE# **10050835** 
MSRP \$249.95
2128004



WORKHOG® XT VENTTEK™ H2O (cont.)

STYLE# **10035984**
COLOR Rye Brown/Storm
DETAILS SSW, Full Vamp
AVAILABLE At Once
MSRP \$239.95
2123004
EXTRA SIZES D: 16
EE: 16

STYLE# **10036005** 
MSRP \$249.95
2129004
EXTRA SIZES D: 16
EE: 16



WORKHOG® XT INCOGNITO


SIZES D: 7-12, 13, 14, 15
EE: 7-12, 13, 14, 15
PLATFORM WorkHog® XT

UPPER 11"
TOE Wide Square
SLIP RESISTING SR



FEATURES

- Full grain leather foot w/ striking graphic upper print
- Energy Max™ anti-fatigue insole
- Mesh lining
- Goodyear welt construction
- Lightweight, shock-absorbing dual-density EVA midsole
- Oil- and slip-resisting Duratread™ outsole
- 90° heel
- Safety toe is ASTM F2413-18 M/I/C EH rated

STYLE# **10038223** 
COLOR Iron Coffee
DETAILS SSW, Full Vamp
AVAILABLE At Once
MSRP \$229.95
2118004



WORKHOG® XT WELLINGTON H2O

SIZES	D: 7-12, 13, 14, 15	UPPER	11"
	EE: 7-12, 13, 14, 15	TOE	Wide Square
PLATFORM	WorkHog® XT	SLIP RESISTING	SR



DRYShield™



FEATURES

- DRYShield™ waterproof breathable construction
- Premium full-grain leather
- Energy Max™ anti-fatigue insole
- 50% recycled polyester lining
- Goodyear welt construction
- Lightweight, shock-absorbing dual-density EVA midsole
- Oil- and slip-resisting Duratread™ outsole
- 90° heel
- Safety toe is ASTM F2413-18 M/I/C EH rated
- Soft toe is ASTM F2892-18 EH rated

STYLE#	10050832
COLOR	Distressed Brown
DETAILS	SSW, Full Vamp
AVAILABLE	Feb/Mar 2024
MSRP	\$229.95
	2115004

STYLE#	10050833	
MSRP	\$239.95	
	2120004	



WORKHOG® XT COTTONWOOD

SIZES	D: 7-12, 13, 14, 15	UPPER	11"
	EE: 7-12, 13, 14, 15	TOE	Wide Square
PLATFORM	WorkHog® XT	SLIP RESISTING	SR



FEATURES

- Premium full-grain leather
- Energy Max™ anti-fatigue insole
- Mesh lining
- Five-row stitch pattern w/ embroidery
- Goodyear welt construction
- Lightweight, shock-absorbing dual-density EVA midsole
- Oil- and slip-resisting Duratread™ outsole
- 90° heel
- Safety toe is ASTM F2413-18 M/I/C EH rated
- Soft toe is ASTM F2892-18 EH rated

STYLE#	10038323
COLOR	Dark Earth/Brick
DETAILS	SSW, Full Vamp
AVAILABLE	At Once
MSRP	\$214.95
	2110004
EXTRA SIZES	B: 10-12, 13

STYLE#	10038316	
MSRP	\$224.95	
	2115004	
EXTRA SIZES	B: 10-12, 13	



WORKHOG® XT COTTONWOOD (cont.)

STYLE#	10038320
COLOR	Brown Oiled Rowdy/ Midnight Blue
DETAILS	SSW, Full Vamp
AVAILABLE	At Once
MSRP	\$209.95
	2110004

STYLE#	10038317	
MSRP	\$224.95	
	2115004	

STYLE#	10038321
COLOR	Distressed Brown
DETAILS	SSW, Full Vamp
AVAILABLE	At Once
MSRP	\$214.95
	2110004
EXTRA SIZES	B: 10-12, 13

STYLE#	10038318	
MSRP	\$224.95	
	2115004	
EXTRA SIZES	B: 10-12, 13	



WORKHOG® XT COIL WIDE SQUARE TOE

SIZES	D: 7-12, 13, 14, 15	UPPER	12"
	EE: 7-12, 13, 14, 15	TOE	Wide Square
PLATFORM	WorkHog® XT	SLIP RESISTING	SR



FEATURES

- Premium full-grain leather
- Energy Max™ anti-fatigue insole
- Mesh lining
- Three-row stitch pattern w/ embroidery
- Goodyear welt construction
- Lightweight, shock-absorbing dual-density EVA midsole
- Oil- and slip-resisting Duratread™ outsole
- 90° heel
- Safety toe is ASTM F2413-18 M/I/C EH rated
- Soft toe is ASTM F2892-18 EH rated

STYLE#	10029515
COLOR	Earth/Twilight
DETAILS	SSW, Full Vamp
AVAILABLE	At Once
MSRP	\$229.95
	2120004



WORKHOG® XT PHOENIX

SIZES D: 7-12, 13, 14, 15
EE: 7-12, 13, 14, 15
PLATFORM WorkHog® XT

UPPER 11"
TOE Wide Square
SLIP RESISTING SR



FEATURES

- Premium full-grain leather
- Energy Max™ anti-fatigue insole
- 50% recycled polyester lining
- Heavy embroidery firebird design
- Goodyear welt construction
- Lightweight, shock-absorbing dual-density EVA midsole
- Oil- and slip-resisting Duratread™ outsole
- 90° heel
- Safety toe is ASTM F2413-18 M/I/C EH rated

STYLE# **10046931**
COLOR Distressed Brown
DETAILS SSW, Full Vamp
AVAILABLE At Once
MSRP \$234.95
2118004



WORKHOG® XT PATRIOT H2O

SIZES D: 7-12, 13, 14, 15
EE: 7-12, 13, 14, 15
PLATFORM WorkHog® XT

UPPER 11"
TOE Wide Square
SLIP RESISTING SR



FEATURES

- DRYShield™ waterproof breathable construction
- Premium full-grain leather
- Energy Max™ anti-fatigue insole
- Mesh lining
- Patriotic stitch pattern
- Goodyear welt construction
- Lightweight, shock-absorbing dual-density EVA midsole
- Oil- and slip-resisting Duratread™ outsole
- 90° heel
- Safety toe is ASTM F2413-18 M/I/C EH rated

STYLE# **10036002**
COLOR Distressed Brown
DETAILS SSW, Full Vamp
AVAILABLE At Once
MSRP \$239.95
2123004



WORKHOG® XT DARE

SIZES D: 7-12, 13, 14, 15
EE: 7-12, 13, 14, 15
PLATFORM WorkHog® XT

UPPER 11"
TOE Wide Square
SLIP RESISTING SR



FEATURES

- Premium full-grain leather
- Energy Max™ anti-fatigue insole
- Mesh lining
- Six-row stitch pattern
- Goodyear welt construction
- Lightweight, shock-absorbing dual-density EVA midsole
- Oil- and slip-resisting Duratread™ outsole
- 90° heel
- Safety toe is ASTM F2413-18 M/I/C EH rated

STYLE# **10024952**
COLOR Bruin Brown/Crazy Black
DETAILS SSW, Full Vamp
AVAILABLE At Once
MSRP \$229.95
2120004



WORKHOG® XT WIDE SQUARE TOE H2O

SIZES D: 7-12, 13, 14, 15
EE: 7-12, 13, 14, 15
PLATFORM WorkHog® XT

UPPER 11"
TOE Wide Square
SLIP RESISTING SR



FEATURES

- DRYShield™ waterproof breathable construction
- Premium full-grain leather
- Energy Max™ anti-fatigue insole
- Mesh lining
- Six-row stitch pattern w/ embroidery
- Goodyear welt construction
- Lightweight, shock-absorbing dual-density EVA midsole
- Oil- and slip-resisting Duratread™ outsole
- 90° heel
- Safety toe is ASTM F2413-18 M/I/C EH rated
- Soft toe is ASTM F2892-18 EH rated

STYLE# **10031474**
COLOR Distressed Brown/Bravo Brown
DETAILS SSW, Full Vamp
AVAILABLE At Once
MSRP \$229.95
2120004


STYLE# **10031483**
MSRP \$239.95
2126004




WORKHOG® XT WIDE SQUARE TOE H2O (cont.)

STYLE# **10024971**
 COLOR **Tumbled Bark/Dark Forest**
 DETAILS **SSW, Full Vamp**
 AVAILABLE **At Once**
 MSRP **\$229.95**
2120004



STYLE# **10024966** 
 MSRP **\$239.95**
2126004

STYLE# **10024968** 
 COLOR **Oily Distressed Brown/Black**
 DETAILS **SSW, Full Vamp**
 AVAILABLE **At Once**
 MSRP **\$239.95**
2126004



WORKHOG® XT PULL-ON

SIZES **D: 7-12, 13, 14, 15**
EE: 7-12, 13, 14, 15
 PLATFORM **WorkHog® XT**

UPPER **11"**
 TOE **Roper**
 SLIP RESISTING **SR**




FEATURES

- Premium full-grain leather
- Energy Max™ anti-fatigue insole
- 50% recycled polyester lining
- Five-row stitch pattern w/ embroidery
- Goodyear welt construction
- Lightweight, shock-absorbing dual-density EVA midsole
- Oil- and slip-resisting Duratread™ outsole
- 90° heel
- Safety toe is ASTM F2413-18 M/I/C EH rated
- Soft toe is ASTM F2892-18 EH rated

STYLE# **10045438**
 COLOR **Distressed Brown**
 DETAILS **SSW, Full Vamp**
 AVAILABLE **At Once**
 MSRP **\$219.95**
2110004



STYLE# **10045437** 
 MSRP **\$229.95**
2115004

WORKHOG® XT PULL-ON H2O

SIZES **D: 7-12, 13, 14, 15**
EE: 7-12, 13, 14, 15
 PLATFORM **WorkHog® XT**

UPPER **11"**
 TOE **Roper**
 SLIP RESISTING **SR**



FEATURES

- DRYShield™ waterproof breathable construction
- Premium full-grain leather
- Energy Max™ anti-fatigue insole
- 50% recycled polyester lining
- Five-row stitch pattern w/ embroidery
- Goodyear welt construction
- Lightweight, shock-absorbing dual-density EVA midsole
- Oil- and slip-resisting Duratread™ outsole
- 90° heel
- Safety toe is ASTM F2413-18 M/I/C EH rated
- Soft toe is ASTM F2892-18 EH rated

STYLE# **10045436**
 COLOR **Distressed Brown/Bravo Brown**
 DETAILS **SSW, Full Vamp**
 AVAILABLE **At Once**
 MSRP **\$229.95**
2115004

STYLE# **10045435** 
 MSRP **\$239.95**
2120004



WORKHOG® XT TUMBLEWEED H2O


SIZES **D: 7-12, 13, 14, 15**
EE: 7-12, 13, 14, 15
 PLATFORM **WorkHog® XT**

UPPER **11"**
 TOE **Round**
 SLIP RESISTING **SR**



FEATURES

- DRYShield™ waterproof breathable construction
- Premium full-grain leather
- Energy Max™ anti-fatigue insole
- Mesh lining
- Seven-row stitch pattern
- Goodyear welt construction
- Protective ExGuards™ on heel
- Shock-absorbing PU midsole
- Oil- and slip-resisting Duratread™ outsole
- 90° heel
- Safety toe is ASTM F2413-18 M/I/C EH rated

STYLE# **10035911** 
 COLOR **Iron Coffee**
 DETAILS **SSW, Full Vamp**
 AVAILABLE **Feb/Mar 2024**
 MSRP **\$234.95**
2122504



WORKHOG®

BEST FOR Harsh outdoor work environments; oil and gas exploration

Delivers maximum side-to-side stability with lightweight cushioning for all-around comfort and reduced foot fatigue



MAXIMUM STABILITY AND PERFORMANCE

FEATURES

- Extra wide shank for maximum stability
- Goodyear welt construction for durability
- Cushioning EVA midsole for comfort all day
- Oil- and slip-resisting Duratread™ outsole for maximum wear resistance, passes hot contact test at 300°C/572°F
- 90° heel



WESTERN WORK

WORKHOG® WIDE SQUARE TOE CSA® XTR

SIZES **D: 7-12, 13, 14**
EE: 7-12, 13, 14
PLATFORM **WorkHog®**

UPPER **11"**
TOE **Wide Square**
SLIP RESISTING **SR**



DRYShield™



FEATURES

- DRYShield™ waterproof breathable construction
- Premium full-grain leather
- Pro Performance insole for cushioning support
- Puncture resistant, metal-free SWEN-FLEX® insole board
- 50% recycled polyester lining
- Four-row stitch pattern
- Goodyear welt construction
- Protective ExGuards™ on toe and heel
- Lightweight, shock-absorbing EVA midsole
- Oil- and slip-resisting Duratread™ outsole
- 90° heel
- Safety toe is ASTM F2413-18 M/I/C EH PR rated
- Certified to CSA® Standard Z195-14 w/ Grade 1 toe protection, protective sole protection and electric shock resistance (ESR) protection

STYLE# **10042491** **CT**
COLOR **Rye Brown/Black**
DETAILS **SSW, Full Vamp**
AVAILABLE **Mar/Apr 2024**
MSRP **\$259.95**
2135004



WORKHOG® WIDE SQUARE TOE CSA®

SIZES **D: 7-12, 13, 14**
EE: 7-12, 13, 14
PLATFORM **WorkHog®**

UPPER **11"**
TOE **Wide Square**
SLIP RESISTING **SR**



FEATURES

- Premium full-grain leather
- Pro Performance insole for cushioning support
- Puncture resistant, metal-free SWEN-FLEX® insole board
- Mesh lining
- Six-row stitch pattern
- Goodyear welt construction
- Lightweight, shock-absorbing EVA midsole
- Oil- and slip-resisting Duratread™ outsole
- 90° heel
- Safety toe is ASTM F2413-18 M/I/C PR EH rated
- Certified to CSA® Standard Z195-14 w/ Grade 1 toe protection, protective sole protection and electric shock resistance (ESR) protection

STYLE# **10017170** **CT**
COLOR **Dark Earth/Brick**
DETAILS **SSW, Full Vamp**
AVAILABLE **At Once**
MSRP **\$224.95**
2120004



WORKHOG® WIDE SQUARE TOE H2O CSA®

SIZES	D: 7-12, 13, 14	UPPER	11"
	EE: 7-12, 13, 14	TOE	Wide Square
PLATFORM	WorkHog®	SLIP RESISTING	SR



DRYShield™



FEATURES

- DRYShield™ waterproof breathable construction
- Full-grain leather
- Pro Performance insole for cushioning support
- Puncture resistant, metal-free SWEN-FLEX® insole board
- 50% recycled polyester lining
- Four-row stitch pattern w/ embroidery
- Goodyear welt construction
- Lightweight, shock-absorbing EVA midsole
- Oil- and slip-resisting Duratread™ outsole
- 90° heel
- Safety toe is ASTM F2413-18 M/I/C PR EH rated
- Certified to CSA® Standard Z195-14 w/ Grade 1 toe protection, protective sole protection and electric shock resistance (ESR) protection

STYLE#	10042554	
COLOR	Tumbled Bark/ Twilight	
DETAILS	SSW, Full Vamp	
AVAILABLE	Jun/Jul 2024	
MSRP	\$249.95	
	2126004	



STYLE#	1001715	
COLOR	Dark Copper	
DETAILS	SSW, Full Vamp	
AVAILABLE	At Once	
MSRP	\$249.95	
	2131004	



WORKHOG® WIDE SQUARE TOE H2O 400G CSA®

SIZES	D: 7-12, 13, 14	UPPER	11"
	EE: 7-12, 13, 14	TOE	Wide Square
PLATFORM	WorkHog®	SLIP RESISTING	SR



DRYShield™



FEATURES

- DRYShield™ waterproof breathable construction
- 400g Thinsulate™ Insulation
- Premium full-grain leather
- Pro Performance insole for cushioning support
- Puncture resistant, metal-free SWEN-FLEX® insole board
- 50% recycled polyester lining
- Four-row stitch pattern w/ embroidery
- Goodyear welt construction
- Lightweight, shock-absorbing EVA midsole
- Oil- and slip-resisting Duratread™ outsole
- 90° heel
- Safety toe is ASTM F2413-18 M/I/C PR EH rated
- Certified to CSA® Standard Z195-14 w/ Grade 1 toe protection, protective sole protection and electric shock resistance (ESR) protection

STYLE#	10042552	
COLOR	Bruin Brown/Army Green	
DETAILS	SSW, Full Vamp	
AVAILABLE	At Once	
MSRP	\$254.95	
	2136004	



WORKHOG® WIDE SQUARE TOE MET GUARD CSA®

SIZES	D: 7-12, 13, 14	UPPER	11"
	EE: 7-12, 13, 14	TOE	Wide Square
PLATFORM	WorkHog®	SLIP RESISTING	SR



FEATURES

- Premium full-grain leather
- Pro Performance insole for cushioning support
- Puncture resistant, metal-free SWEN-FLEX® insole board
- XRD® Internal Metatarsal Guard
- Mesh lining
- Four-row stitch pattern
- Goodyear welt construction
- Lightweight, shock-absorbing EVA midsole
- Oil- and slip-resisting Duratread™ outsole
- 90° heel
- Safety toe is ASTM F2413-18 M/I/C Mt EH PR rated
- Certified to CSA® Standard Z195-14 w/ Grade 1 toe protection, protective sole protection and electric shock resistance (ESR) protection

STYLE#	10017174	
COLOR	Ridge Brown/Moss Green	
DETAILS	SSW, Full Vamp	
AVAILABLE	At Once	
MSRP	\$259.95	
	2136004	



WORKHOG® WIDE SQUARE TOE MET GUARD H2O CSA®

SIZES D: 7-12, 13, 14
EE: 7-12, 13, 14
PLATFORM WorkHog®

UPPER 11"
TOE Wide Square
SLIP RESISTING SR



FEATURES

- DRYShield™ waterproof breathable construction
- Premium full-grain leather
- Pro Performance insole for cushioning support
- Puncture resistant, metal-free SWEN-FLEX® insole board
- 50% recycled polyester lining
- Four-row stitch pattern
- Goodyear welt construction
- Lightweight, shock-absorbing EVA midsole
- Oil- and slip-resisting Duratread™ outsole
- 90° heel
- Safety toe is ASTM F2413-18 M/I/C Mt EH PR rated
- Certified to CSA® Standard Z195-14 w/ Grade 1 toe protection, protective sole protection, metatarsal protection and electric shock resistance (ESR) protection

STYLE# **10042553**
COLOR Dark Copper/
Midnight Blue
DETAILS SSW, Full Vamp
AVAILABLE Apr/May 2024
MSRP \$279.95
2145004



WORKHOG® WIDE SQUARE TOE MET GUARD H2O

SIZES D: 7-12, 13, 14
EE: 8-12, 13, 14
PLATFORM WorkHog®

UPPER 11"
TOE Wide Square
SLIP RESISTING SR



FEATURES

- DRYShield™ waterproof breathable construction
- Premium full-grain leather
- Pro Performance insole for cushioning support
- XRD® Internal Metatarsal Guard
- Mesh lining
- Four-row stitch pattern
- Goodyear welt construction
- Lightweight, shock-absorbing EVA midsole
- Oil- and slip-resisting Duratread™ outsole
- 90° heel
- Safety toe is ASTM F2413-18 M/I/C Mt EH rated

STYLE# **10016265**
COLOR Bruin Brown/Crazy
Black
DETAILS SSW, Full Vamp
AVAILABLE At Once
MSRP \$269.95
2141004



WORKHOG® WIDE SQUARE TOE H2O 400G

SIZES D: 7-12, 13, 14
EE: 7-12, 13, 14
PLATFORM WorkHog®

UPPER 11"
TOE Wide Square
SLIP RESISTING SR



FEATURES

- DRYShield™ waterproof breathable construction
- 400g Thinsulate™ Insulation
- Premium full-grain leather
- Pro Performance insole for cushioning support
- Mesh lining
- Seven-row stitch pattern
- Goodyear welt construction
- Lightweight, shock-absorbing EVA midsole
- Oil- and slip-resisting Duratread™ outsole
- 90° heel
- Safety toe is ASTM F2413-18 M/I/C EH rated

STYLE# **10018555**
COLOR Rye Brown/Coffee
DETAILS SSW, Full Vamp
AVAILABLE At Once
MSRP \$244.95
2131004



WORKHOG® MESTENO H2O

SIZES D: 7-12, 13, 14
EE: 8-12, 13
PLATFORM WorkHog®

UPPER 11"
TOE Wide Square
SLIP RESISTING SR



FEATURES

- DRYShield™ waterproof breathable construction
- Premium full-grain leather
- Pro Performance insole for cushioning support
- Mesh lining
- Four-row stitch pattern w/ embroidery
- Goodyear welt construction
- Lightweight, shock-absorbing EVA midsole
- Oil- and slip-resisting Duratread™ outsole
- 90° heel
- Safety toe is ASTM F2413-18 M/I/C EH rated

STYLE# **10015400**
COLOR Rust/Moss Green
DETAILS SSW, Full Vamp
AVAILABLE At Once
MSRP \$244.95
2128504



WORKHOG® WIDE SQUARE TOE VENTTEK™

SIZES	D: 7-12, 13, 14	UPPER	11"
	EE: 7-12, 13, 14	TOE	Wide Square
PLATFORM	WorkHog®	SLIP RESISTING	SR



FEATURES

- Full-grain leather w/ VentTEK™ mesh panels
- Pro Performance insole for cushioning support
- High tech Dri-freeze™ lining in foot and upper
- Goodyear welt construction
- Lightweight, shock-absorbing EVA midsole
- Oil- and slip-resisting Duratread™ outsole
- 90° heel
- Safety toe is ASTM F2413-18 M/I/C EH rated
- Soft toe is ASTM F2892-18 EH rated

STYLE#	10020083
COLOR	Bruin Brown/Grass Green
DETAILS	SSW, Full Vamp
AVAILABLE	At Once
MSRP	\$214.95
	2110504

STYLE#	10020084	
MSRP	\$229.95	
	2118004	



WORKHOG® WIDE SQUARE TOE

SIZES	D: 7-12, 13, 14, 15	UPPER	11"
	EE: 7-12, 13, 14	TOE	Wide Square
PLATFORM	WorkHog®	SLIP RESISTING	SR



FEATURES

- Premium full-grain leather
- Pro Performance insole for cushioning support
- Mesh lining
- Six-row stitch pattern
- Goodyear welt construction
- Lightweight, shock-absorbing EVA midsole
- Oil- and slip-resisting Duratread™ outsole
- 90° heel
- Safety toe is ASTM F2413-18 M/I/C EH rated
- Soft toe is ASTM F2892-18 EH rated

STYLE#	10005888
COLOR	Dark Earth/Brick
DETAILS	SSW, Full Vamp
AVAILABLE	At Once
MSRP	\$204.95
	2110004
EXTRA SIZES	B: 10-12, 13
	D: 6, 6.5
	EE: 6, 6.5, 15

STYLE#	10006961	
MSRP	\$214.95	
	2115004	
EXTRA SIZES	B: 10-12, 13	
	D: 6, 6.5	
	EE: 6, 6.5, 15	



WORKHOG® PATRIOT

SIZES	D: 7-12, 13, 14	UPPER	11"
	EE: 7-12, 13, 14	TOE	Wide Square
PLATFORM	WorkHog®	SLIP RESISTING	SR



FEATURES

- Full-grain leather foot
- Camo printed textile shaft w/ flag patch
- Pro Performance insole for cushioning support
- Mesh lining
- Goodyear welt construction
- Lightweight, shock-absorbing EVA midsole
- Oil- and slip-resisting Duratread™ outsole
- 90° heel
- Safety toe is ASTM F2413-18 M/I/C EH rated
- Soft toe is ASTM F2892-18 EH rated

STYLE#	10023100
COLOR	Earth/Sand Camo Print
DETAILS	SSW, Full Vamp
AVAILABLE	At Once
MSRP	\$209.95
	2110504

STYLE#	10022968	
MSRP	\$219.95	
	2115004	



WORKHOG® WIDE SQUARE TOE H2O

SIZES	D: 7-12, 13, 14	UPPER	11"
	EE: 8-12, 13	TOE	Wide Square
PLATFORM	WorkHog®	SLIP RESISTING	SR



FEATURES

- DRYShield™ waterproof breathable construction
- Premium full-grain leather
- Pro Performance insole for cushioning support
- Mesh lining
- Six-row stitch pattern w/ embroidery
- Goodyear welt construction
- Lightweight, shock-absorbing EVA midsole
- Oil- and slip-resisting Duratread™ outsole
- 90° heel
- Safety toe is ASTM F2413-18 M/I/C EH rated
- Soft toe is ASTM F2892-18 EH rated

STYLE#	10017436
COLOR	Bruin Brown/Coffee
DETAILS	SSW, Full Vamp
AVAILABLE	At Once
MSRP	\$214.95
	2115004
EXTRA SIZES	B: 10-12, 13
	EE: 7, 7.5, 14

STYLE#	10017420	
MSRP	\$224.95	
	2120004	
EXTRA SIZES	B: 10-12, 13	
	EE: 7, 7.5, 14	



WORKHOG® WIDE SQUARE TOE H2O (cont.)

STYLE# **10010133** **ST**
 COLOR **Aged Bark/Black**
 DETAILS **SSW, Full Vamp**
 AVAILABLE **At Once**
 MSRP **\$219.95**
2120004



WORKHOG® 8"

SIZES **D: 7-12, 13, 14**
EE: 7-12, 13
 PLATFORM **WorkHog®**

UPPER **8"**
 TOE **Roper**
 SLIP RESISTING **SR**



FEATURES

- Premium full-grain leather
- Pro Performance insole for cushioning support
- Mesh lining
- Removable kiltie
- Goodyear welt construction
- Lightweight, shock-absorbing EVA midsole
- Oil- and slip-resisting Duratread™ outsole
- 90° heel
- Soft toe is ASTM F2892-18 EH rated

STYLE# **10016266**
 COLOR **Aged Bark**
 DETAILS **SSW**
 AVAILABLE **At Once**
 MSRP **\$194.95**
2105004



WORKHOG® 8" H2O

SIZES **D: 7-12, 13, 14**
EE: 7-12, 13
 PLATFORM **WorkHog®**

UPPER **8"**
 TOE **Roper**
 SLIP RESISTING **SR**



DRYShield™

FEATURES

- DRYShield™ waterproof breathable construction
- Premium full-grain leather
- Pro Performance insole for cushioning support
- Mesh lining
- Removable kiltie
- Goodyear welt construction
- Lightweight, shock-absorbing EVA midsole
- Oil- and slip-resisting Duratread™ outsole
- 90° heel
- Safety toe is ASTM F2413-18 M/I/C EH rated
- Soft toe is ASTM F2892-18 EH rated

STYLE# **10011939**
 COLOR **Oily Distressed Brown**
 DETAILS **SSW**
 AVAILABLE **At Once**
 MSRP **\$214.95**
2115004



STYLE# **10011943** **CT**
 MSRP **\$224.95**
2120004

WESTERN WORK

WORKHOG® PULL-ON

SIZES **D: 7-12, 13, 14**
EE: 7-12, 13
 PLATFORM **WorkHog®**

UPPER **10"**
 TOE **Roper**
 SLIP RESISTING **SR**



FEATURES

- Premium full-grain leather
- Pro Performance insole for cushioning support
- Mesh lining
- Six-row stitch pattern
- Goodyear welt construction
- Lightweight, shock-absorbing EVA midsole
- Oil- and slip-resisting Duratread™ outsole
- 90° heel
- Safety toe is ASTM F2413-18 M/I/C EH rated
- Soft toe is ASTM F2892-18 EH rated


STYLE# **10001187**
 COLOR **Dark Copper**
 DETAILS **SSW, Saddle Vamp**
 AVAILABLE **At Once**
 MSRP **\$194.95**
2105004



STYLE# **10001188**
 COLOR **Aged Bark/Army Green**
 DETAILS **SSW, Saddle Vamp**
 AVAILABLE **At Once**
 MSRP **\$194.95**
2105004

EXTRA SIZES B: 10-12, 13
 D: 15
 EE: 14



STYLE# **10001191** 
 MSRP **\$214.95**
2115004

EXTRA SIZES B: 10-12, 13
 D: 15
 EE: 14

WORKHOG® PULL-ON H2O

SIZES **D: 7-12, 13, 14**
EE: 7-12, 13, 14
 PLATFORM **WorkHog®**

UPPER **10"**
 TOE **Roper**
 SLIP RESISTING **SR**



FEATURES

- DRYShield™ waterproof breathable construction
- Premium full-grain leather
- Pro Performance insole for cushioning support
- Mesh lining
- Six-row stitch pattern
- Goodyear welt construction
- Lightweight, shock-absorbing EVA midsole
- Oil- and slip-resisting Duratread™ outsole
- 90° heel
- Safety toe is ASTM F2413-18 M/I/C EH rated
- Soft toe is ASTM F2892-18 EH rated

STYLE# **10008633**
 COLOR **Aged Bark/Army Green**
 DETAILS **SSW, Saddle Vamp**
 AVAILABLE **At Once**
 MSRP **\$214.95**
2115004

EXTRA SIZES B: 10-12, 13




STYLE# **10008635**
 MSRP **\$224.95**
2120004

EXTRA SIZES B: 10-12, 13

STYLE# **10001198**
 COLOR **Oily Distressed Brown**
 DETAILS **SSW, Full Vamp**
 AVAILABLE **At Once**
 MSRP **\$214.95**
2115004



STYLE# **10001200** 
 MSRP **\$224.95**
2120004

RIGTEK™

BEST FOR Oil field or industrial environments with chemicals

Delivers durable traction with long-lasting cushioning and rebound



ADVANCED STABILITY AND PERFORMANCE

FEATURES

- Lightweight composite forked shank for stability
- Goodyear injection construction for durability
- Durable sole with lug tread designed for traction on metal surfaces
- Oil- and slip-resisting PU outsole, passes hot contact test at 150°C/302°F
- 90° heel



RIGTEK

Specially designed for oil and gas field work, this boot is built entirely without leather to withstand damage from harsh chemicals, such as Calcium Bromide. Constructed with high-tenacity polyurethane, polyester, and aramid fibers, it offers durable, dependable protection against corrosives.

(Left) RigTEK™ Wildcat 8" BOA® H2O CSA® #10035930 Forged Iron, RigTEK™ Wildcat Pull-On H2O CSA® #10035929 Forged Iron

BOA® Fit System provides custom support and performance

Composite safety toe is ASTM F2413-18 M/I/C EH rated

Protective ExGuards™ on toe and heel

Puncture resistant, provides penetration protection to the bottom of the foot

DRYShield™ waterproof breathable construction keeps you dry in wet environments

Durable water-repellent fabric made with high-tenacity polyurethane, polyester and aramid fibers



RIGTEK™ WILDCAT 8" BOA® H2O CSA®

NEW STYLE


SIZES **D: 7-12, 13, 14**
EE: 7-12, 13, 14
 PLATFORM **RigTEK™**

UPPER **8"**
 TOE **Wide Square**
 SLIP RESISTING **SR**



FEATURES

- DRYShield™ waterproof breathable construction
- Durable water-repellent fabric made with high-tenacity polyurethane, polyester and aramid fibers
- Pro Performance insole for cushioning support
- Puncture resistant, metal-free SWEN-FLEX® insole board
- 50% recycled polyester lining
- Dial in a fast, effortless, precision fit with the micro-adjustable BOA® Fit System
- Protective ExGuards™ on toe and heel
- Goodyear welt construction
- Oil- and slip-resisting, direct attach PU outsole for durability
- 90° heel
- Safety toe is ASTM F2413-18 M/I/C EH PR rated
- Certified to CSA® Standard Z195-14 w/ Grade 1 toe protection, protective sole protection and electric shock resistance (ESR) protection

STYLE# **10035930** 
 COLOR **Forged Iron**
 DETAILS **SSW**
 AVAILABLE **Oct/Nov 2024**
 MSRP **\$319.95**
2160004



RIGTEK™ WILDCAT PULL-ON H2O CSA®

NEW STYLE


SIZES **D: 7-12, 13, 14**
EE: 7-12, 13, 14
 PLATFORM **RigTEK™**

UPPER **11"**
 TOE **Wide Square**
 SLIP RESISTING **SR**



FEATURES

- DRYShield™ waterproof breathable construction
- Durable water-repellent fabric made with high-tenacity polyurethane, polyester and aramid fibers
- Pro Performance insole for cushioning support
- Puncture resistant, metal-free SWEN-FLEX® insole board
- 50% recycled polyester lining
- Protective ExGuards™ on toe and heel
- Goodyear welt construction
- Oil- and slip-resisting, direct attach PU outsole for durability
- 90° heel
- Safety toe is ASTM F2413-18 M/I/C EH PR rated
- Certified to CSA® Standard Z195-14 w/ Grade 1 toe protection, protective sole protection and electric shock resistance (ESR) protection

STYLE# **10035929** 
 COLOR **Forged Iron**
 DETAILS **SSW, Full Vamp**
 AVAILABLE **Oct/Nov 2024**
 MSRP **\$279.95**
2140004



RIGTEK™ 8" WIDE SQUARE TOE

SIZES **D: 7-12, 13, 14**
EE: 7-12, 13, 14
 PLATFORM **RigTEK™**

UPPER **8"**
 TOE **Wide Square**
 SLIP RESISTING **SR**



FEATURES

- Full-grain leather and 1,200 denier nylon
- Pro Performance insole for cushioning support
- Mesh lining
- Lightly padded collar and tongue top
- Goodyear welt construction
- Oil- and slip-resisting, direct attach PU outsole for durability
- 90° heel
- Safety toe is ASTM F2413-18 M/I/C EH rated

STYLE# **10012927** **CT**
 COLOR **Oiled Brown**
 DETAILS **SSW**
 AVAILABLE **At Once**
 MSRP **\$184.95**
296004



RIGTEK™ WIDE SQUARE TOE H2O

SIZES **D: 7-12, 13, 14**
EE: 7-12, 13, 14
 PLATFORM **RigTEK™**

UPPER **11"**
 TOE **Wide Square**
 SLIP RESISTING **SR**



FEATURES

- DRYShield™ waterproof breathable construction
- Full-grain leather
- Pro Performance insole for cushioning support
- Mesh lining
- Five-row stitch pattern
- Goodyear welt construction
- Oil- and slip-resisting, direct attach PU outsole for durability
- 90° heel
- Safety toe is ASTM F2413-18 M/I/C EH rated

STYLE# **10034156** **CT**
 COLOR **Distressed Brown/ Coffee**
 DETAILS **SSW, Full Vamp**
 AVAILABLE **At Once**
 MSRP **\$204.95**
2106004



STYLE# **10012932** **CT**
 COLOR **Oiled Brown/Black**
 DETAILS **SSW, Saddle Vamp**
 AVAILABLE **At Once**
 MSRP **\$204.95**
2106004



WESTERN WORK

BIG RIG

BEST FOR Harsh outdoor work environments or oil and gas exploration

Delivers an all-around bigger build with durable support and roomier fit

AS ADVANCED STABILITY AND PERFORMANCE

FEATURES

- Built roomier all-around to accommodate higher insteps and wider feet and calves
- Dual-density FLX Foam™ midsole for lightweight cushion and rebound with protection
- Lightweight, composite forked shank for stability
- Goodyear welt construction for durability
- Oil- and slip-resisting Duratread™ outsole for maximum wear resistance, passes hot contact test at 300°C/572°
- 90° heel



BIG RIG

Bigger is better with the Big Rig. Extended sizes, widths and wider shaft entry to accommodate wider calves, it is built to fit all customers. It's designed to tackle harsh outdoor work environment or oil and gas exploration.

*Big Rig Tread VentTEK™ #10050828
Earth/Graphite*



BIG RIG BOA® H2O

NEW STYLE

SIZES	EE: 6-12, 13, 14, 15, 16, 17, 18	UPPER	11"
	EEEE: 8-12, 13, 14, 15, 16	TOE	Wide Square
PLATFORM	Big Rig	SLIP RESISTING	SR



FEATURES

- DRYShield™ waterproof breathable construction
- Premium full-grain leather
- Energy Max™ anti-fatigue insole
- 50% recycled polyester lining
- Dial in a fast, effortless, precision fit with the micro-adjustable BOA® Fit System
- Wider shaft entry
- Embroidered stitch pattern
- Goodyear welt construction
- Lightweight, shock-absorbing FLX Foam™ midsole
- Oil- and slip-resisting Duratread™ outsole
- Flared outsole design w/ debris-release tread provides an extra stable base
- 90° heel
- Safety toe is ASTM F2413-18 M/I/C EH rated
- Soft toe is ASTM F2892-18 EH rated

STYLE#	10053777
COLOR	Iron Coffee/Black
DETAILS	SSW, Full Vamp
AVAILABLE	Jul/Aug 2024
MSRP	\$269.95
	2135004



STYLE#	10053617
COLOR	Natural Tan/Black
DETAILS	SSW, Full Vamp
AVAILABLE	Jul/Aug 2024
MSRP	\$279.95
	2140004



BIG RIG TREAD VENTTEK™

SIZES	EE: 6-12, 13, 14, 15, 16, 17, 18	UPPER	11"
	EEEE: 8-12, 13, 14, 15, 16	TOE	Wide Square
PLATFORM	Big Rig	SLIP RESISTING	SR



FEATURES

- Full-grain leather w/ VentTEK™ mesh panels
- Energy Max™ anti-fatigue insole
- High tech Dri-freeze™ lining in foot and upper
- Wider shaft entry
- Goodyear welt construction
- Lightweight, shock-absorbing FLX Foam™ midsole
- Oil- and slip-resisting Duratread™ outsole
- Flared outsole design w/ debris-release tread provides an extra stable base
- 90° heel
- Safety toe is ASTM F2413-18 M/I/C EH rated
- Soft toe is ASTM F2892-18 EH rated

STYLE#	10050828
COLOR	Earth/Graphite
DETAILS	SSW, Full Vamp
AVAILABLE	Apr/May 2024
MSRP	\$219.95
	2110004

STYLE#	10050834
MSRP	\$229.95
	2115004



BIG RIG H2O

SIZES	EE: 6-12, 13, 14, 15, 16, 17, 18	UPPER	11"
	EEEE: 8-12, 13, 14, 15, 16	TOE	Wide Square
PLATFORM	Big Rig	SLIP RESISTING	SR



FEATURES

- DRYShield™ waterproof breathable construction
- Premium full-grain leather
- Energy Max™ anti-fatigue insole
- Mesh lining
- Wider shaft entry
- Four-row stitch pattern
- Goodyear welt construction
- Lightweight, shock-absorbing FLX Foam™ midsole
- Oil- and slip-resisting Duratread™ outsole
- Flared outsole design w/ debris-release tread provides an extra stable base
- 90° heel
- Safety toe is ASTM F2413-18 M/I/C EH rated
- Soft toe is ASTM F2892-18 EH rated

STYLE#	10033991
COLOR	Dark Brown/ Distressed Brown
DETAILS	SSW, Full Vamp
AVAILABLE	At Once
MSRP	\$219.95
	2110004

STYLE#	10033993
MSRP	\$229.95
	2115004



WESTERN WORK

BIG RIG

SIZES	EE: 6-12, 13, 14, 15, 16, 17, 18	UPPER	11"
	EEEE: 8-12, 13, 14, 15, 16	TOE	Wide Square
PLATFORM	Big Rig	SLIP RESISTING	SR



FEATURES

- Premium full-grain leather
- Energy Max™ anti-fatigue insole
- Mesh lining
- Wider shaft entry
- Four-row stitch pattern
- Goodyear welt construction
- Lightweight, shock-absorbing FLX Foam™ midsole
- Oil- and slip-resisting Duratread™ outsole
- Flared outsole design w/ debris-release tread provides an extra stable base
- 90° heel
- Safety toe is ASTM F2413-18 M/I/C EH rated
- Soft toe is ASTM F2892-18 EH rated

STYLE#	10033963
COLOR	Rye Brown/Wicker
DETAILS	SSW, Full Vamp
AVAILABLE	At Once
MSRP	\$204.95
	2103004



STYLE#	10033966	CT
COLOR	Iron Coffee/Slate	
DETAILS	SSW, Full Vamp	
AVAILABLE	At Once	
MSRP	\$214.95	
	2108004	



SIERRA

BEST FOR Harsh outdoor work and high heat environments

Delivers aggressive outdoor traction and day-long comfort with shock absorbing heel cushion

FEATURES

- Goodyear welt construction for durability
- Lightweight, composite forked shank for stability
- Oil- and slip-resisting Duratread™ outsole for maximum wear resistance - passes hot contact test at 300°C/572°F
- 90° heel



ADVANCED STABILITY AND PERFORMANCE



SIERRA SHOCK SHIELD®
(SELECT STYLES)

SIERRA SHOCK SHIELD®

Our Sierra platform delivers extreme durability and high heat resistance with advanced stability and cushioning. It's the ideal platform for harsh outdoor jobs, high heat environments or intense construction work.

Sierra Shock Shield® Wide Square Toe H2O #10044545
Distressed Brown



- A** Energy Max™ rebound foam insole for superior comfort
- B** Lightweight forked shank for stability
- C** Shock reducing layer in the heel and forefoot diffuses impact for comfort and performance

Tempered steel safety toe on some styles

High heat-resistant outsole

Resoleable, Goodyear welt construction

90° heel

Durable, oil- and slip-resistant Duratread™ outsole



Full grain leather foot and upper

Traditional four-row stitch pattern

SIERRA SHOCK SHIELD® WIDE SQUARE TOE H2O

SIZES	D: 7-12, 13, 14, 15	UPPER	10"
	EE: 7-12, 13, 14, 15	TOE	Wide Square
PLATFORM	Sierra	SLIP RESISTING	SR



FEATURES

- DRYShield™ waterproof breathable construction
- Premium full-grain leather
- Energy Max™ anti-fatigue insole
- 50% recycled polyester lining
- Four-row stitch pattern w/ embroidery
- Goodyear welt construction
- Oil- and slip-resisting Duratread™ outsole
- High heat-resistant outsole
- 90° heel
- Safety toe is ASTM F2413-18 M/I/C EH rated
- Soft toe is ASTM F2892-18 EH rated

STYLE#	10044545
COLOR	Distressed Brown
DETAILS	SSW, Full Vamp
AVAILABLE	At Once
MSRP	\$209.95
	2105004



STYLE#	10044544	ST
MSRP	\$219.95	
	2110004	

SIERRA SHOCK SHIELD® WIDE SQUARE TOE

SIZES	D: 7-12, 13, 14, 15	UPPER	10"
	EE: 7-12, 13, 14, 15	TOE	Wide Square
PLATFORM	Sierra	SLIP RESISTING	SR



FEATURES

- Premium full-grain leather
- Energy Max™ anti-fatigue insole
- 50% recycled polyester lining
- Four-row stitch pattern w/ embroidery
- Goodyear welt construction
- Oil- and slip-resisting Duratread™ outsole
- High heat-resistant outsole
- 90° heel
- Safety toe is ASTM F2413-18 M/I/C EH rated
- Soft toe is ASTM F2892-18 EH rated

STYLE#	10042555
COLOR	Dark Brown/Grass Green
DETAILS	SSW, Saddle Vamp, Unlined
AVAILABLE	At Once
MSRP	\$189.95
	295004



STYLE#	10042541	ST
MSRP	\$199.95	
	2100004	

SIERRA SHOCK SHIELD® WIDE SQUARE TOE (cont.)

STYLE#	10046929	ST
COLOR	Black	
DETAILS	SSW, Full Vamp, Mesh lined	
AVAILABLE	At Once	
MSRP	\$199.95	
	2100004	



SIERRA SHOCK SHIELD® PATRIOT WIDE SQUARE TOE

SIZES	D: 7-12, 13, 14, 15	UPPER	11"
	EE: 7-12, 13, 14, 15	TOE	Wide Square
PLATFORM	Sierra	SLIP RESISTING	SR



FEATURES

- Premium full-grain leather
- Large stamped flag design on upper
- Energy Max™ anti-fatigue insole
- Unlined upper w/ exposed outseam construction
- Goodyear welt construction
- Oil- and slip-resisting Duratread™ outsole
- High heat-resistant outsole
- 90° heel
- Safety toe is ASTM F2413-18 M/I/C EH rated
- Soft toe is ASTM F2892-18 EH rated

STYLE#	10044505
COLOR	Distressed Brown
DETAILS	SSW, Full Vamp
AVAILABLE	At Once
MSRP	\$199.95
	2100004



STYLE#	10044426	ST
MSRP	\$209.95	
	2105004	

SIERRA WIDE SQUARE TOE PUNCTURE RESISTANT

SIZES D: 7-12, 13, 14
 EE: 7-12, 13, 14
 PLATFORM Sierra

UPPER 10"
 TOE Wide Square
 SLIP RESISTING SR



FEATURES

- Premium full-grain leather
- All Day Cushioning insole
- Puncture resistant, metal-free SWEN-FLEX® insole board
- Mesh lining
- Six-row stitch pattern
- Goodyear welt construction
- Oil- and slip-resisting Duratread™ outsole
- High heat-resistant outsole
- 90° heel
- Safety toe is ASTM F2413-18 M/I/C EH PR rated

STYLE# 10012948 **ST**
 COLOR Earth/Black Crunch
 DETAILS SSW, Full Vamp
 AVAILABLE At Once
 MSRP \$189.95
 2102004



SIERRA WIDE SQUARE TOE

SIZES D: 7-12, 13, 14
 EE: 7-12, 13, 14
 PLATFORM Sierra

UPPER 10"
 TOE Wide Square
 SLIP RESISTING SR



FEATURES

- Premium full-grain leather
- All Day Cushioning insole
- Unlined
- Six-row stitch pattern
- Goodyear welt construction
- Oil- and slip-resisting Duratread™ outsole
- High heat-resistant outsole
- 90° heel
- Safety toe is ASTM F2413-18 M/I/C EH rated
- Soft toe is ASTM F2892-18 EH rated

STYLE# 10010148
 COLOR Aged Bark
 DETAILS SSW, Saddle Vamp, Unlined
 AVAILABLE At Once
 MSRP \$169.95
 291004

STYLE# 10010134 **ST**
 MSRP \$179.95
 296004



SIERRA WIDE SQUARE TOE (cont.)

STYLE# 10017434 **ST**
 COLOR Dark Brown/Pine Green
 DETAILS SSW, Full Vamp, Mesh lined
 AVAILABLE At Once
 MSRP \$179.95
 296004



SIERRA SADDLE

SIZES D: 7-12, 13, 14, 15
 EE: 6-12, 13, 14
 PLATFORM Sierra

UPPER 10"
 TOE Roper
 SLIP RESISTING SR



FEATURES

- Premium full-grain leather
- All Day Cushioning insole
- Mesh lining
- Six-row stitch pattern
- Goodyear welt construction
- Oil- and slip-resisting Duratread™ outsole
- High heat-resistant outsole
- 90° heel
- Soft toe is ASTM F2892-18 EH rated

STYLE# 10002304
 COLOR Aged Bark
 DETAILS SSW, Saddle Vamp
 AVAILABLE At Once
 MSRP \$169.95
 291004
EXTRA SIZES B: 10-12, 13



SIERRA

SIZES **D: 7-12, 13, 14**
EE: 7-12, 13, 14
 PLATFORM **Sierra**

UPPER **10"**
 TOE **Roper**
 SLIP RESISTING **SR**



FEATURES

- Premium full-grain leather
- All Day Cushioning insole
- Unlined
- Goodyear welt construction
- Oil- and slip-resisting Duratread™ outsole
- High heat-resistant outsole
- 90° heel
- Safety toe is ASTM F2413-18 M/I/C EH rated
- Soft toe is ASTM F2892-18 EH rated

STYLE# **10004986**
 COLOR **Aged Bark**
 DETAILS **SSW, Full Vamp**
 AVAILABLE **At Once**
 MSRP **\$159.95**
286004
EXTRA SIZES **B: 10-12, 13**
EE: 6, 6.5



STYLE# **10002422**
 COLOR **Black**
 DETAILS **SSW, Full Vamp**
 AVAILABLE **At Once**
 MSRP **\$159.95**
286004



STYLE# **10021473** **ST**
 MSRP **\$169.95**
291004

SIERRA H2O

SIZES **D: 7-12, 13, 14**
EE: 7-12, 13, 14
 PLATFORM **Sierra**

UPPER **10"**
 TOE **Roper**
 SLIP RESISTING **SR**



FEATURES

- DRYShield™ waterproof breathable construction
- Premium full-grain leather
- All Day Cushioning insole
- Mesh lining
- Goodyear welt construction
- Oil- and slip-resisting Duratread™ outsole
- High heat-resistant outsole
- 90° heel
- Soft toe is ASTM F2892-18 EH rated

STYLE# **10002385**
 COLOR **Sunshine**
 DETAILS **SSW, Full Vamp**
 AVAILABLE **At Once**
 MSRP **\$169.95**
291004



STYLE# **10034142**
 COLOR **Black**
 DETAILS **SSW, Full Vamp**
 AVAILABLE **Mar/Apr 2024**
 MSRP **\$169.95**
291004



CASCADE 8" WIDE SQUARE TOE

SIZES D: 7-12, 13, 14
EE: 7-12, 13, 14
PLATFORM Sierra


UPPER 8"
TOE Wide Square
SLIP RESISTING SR



FEATURES

- Premium full-grain leather
- All Day Cushioning insole
- Unlined
- Removable kiltie
- Goodyear welt construction
- Oil- and slip-resisting Duratread™ outsole
- High heat-resistant outsole
- 90° heel
- Safety toe is ASTM F2413-18 M/I/C EH rated
- Soft toe is ASTM F2892-18 EH rated

STYLE# **10011916**
COLOR Alamo Brown
DETAILS SSW
AVAILABLE At Once
MSRP \$169.95
291004

STYLE# **10011917** 
MSRP \$179.95
296004



CASCADE 8" H2O

SIZES D: 7-12, 13, 14
EE: 7-12, 13, 14
PLATFORM Sierra

UPPER 8"
TOE Roper
SLIP RESISTING SR



FEATURES

- DRYShield™ waterproof breathable construction
- Premium full-grain leather
- All Day Cushioning insole
- Mesh lining
- Removable kiltie
- Goodyear welt construction
- Oil- and slip-resisting Duratread™ outsole
- High heat-resistant outsole
- 90° heel
- Soft toe is ASTM F2892-18 EH rated

STYLE# **10002397**
COLOR Sunshine
DETAILS SSW
AVAILABLE At Once
MSRP \$169.95
291004



CASCADE 8"

SIZES D: 7-12, 13, 14
EE: 7-12, 13, 14
PLATFORM Sierra

UPPER 8"
TOE Roper
SLIP RESISTING SR



FEATURES

- Premium full-grain leather
- All Day Cushioning insole
- Unlined
- Removable kiltie
- Goodyear welt construction
- Oil- and slip-resisting Duratread™ outsole
- High heat-resistant outsole
- 90° heel
- Soft toe is ASTM F2892-18 EH rated

STYLE# **10002418**
COLOR Aged Bark
DETAILS SSW
AVAILABLE At Once
MSRP \$159.95
286004

STYLE# **10002420**
COLOR Sunshine Wildcat
DETAILS SSW
AVAILABLE At Once
MSRP \$159.95
286004

EXTRA SIZES B: 9-12
EE: 6, 6.5



WESTERN WORK

TERRAIN WORK

BEST FOR Construction and factory/warehouse work; ranch/farm work

Delivers cushioning comfort with a stirrup-friendly sole

ATS® ADVANCED STABILITY AND PERFORMANCE

FEATURES

- Generous fit accommodates high arches
- Cushioning EVA midsole for day-long comfort
- Lightweight composite forked shank for stability
- Oil- and slip-resisting Duratread™ outsole for maximum wear resistance, passes hot contact test at 300°C/572°F
- 90° heel



TERRAIN STEEL TOE WIDE SQUARE TOE

SIZES	D: 7-12, 13, 14	UPPER	5"
	EE: 7-12, 13	TOE	Wide Square
PLATFORM	Terrain Work		



FEATURES

- Full-grain leather and Cordura® upper
- Mesh lining
- Lightly padded collar
- Gel-cushioned insole w/ heel stabilizer
- Shock-absorbing EVA midsole
- Duratread™ outsole
- 90° heel
- Safety toe is ASTM F2413-18 M/I/C EH rated

STYLE#	10016379	ST
COLOR	Distressed Brown	
AVAILABLE	At Once	
MSRP	\$134.95	
	274004	



REBAR® FLEX WESTERN

BEST FOR Construction trades or work that requires repetitive kneeling and bending

Delivers aggressive outdoor traction and day-long comfort with shock absorbing heel cushion

4LR™ EVERYDAY COMFORT AND STABILITY

FEATURES

- 100% non-metallic construction
- Built on an anatomically-contoured last for a true fit
- Lightweight stabilizing shank
- Oil- and slip-resisting Duratread™ outsole for maximum wear resistance, passes hot contact test at 300°C/572°F
- Defined heel



REBAR® FLEX WESTERN VENTTEK™ INCOGNITO

Have job flexibility with Rebar® Flex Western. This platform provides flexible, lightweight comfort with shock absorption and an anatomical last for a true fit. Perfect for construction work or jobs that require repetitive kneeling and bending.

*Rebar® Flex Western VentTEK™ Incognito #10040436
Dark Earth/Golden Wheat*



Composite safety toe available on select styles

Removeable All Day Cushioning insole

Oil- and slip-resisting Duratread™ outsole with outdoor traction lugs for debris release

VentTEK™ upper combines full-grain leather with cooling mesh panels to enable air flow

100% non-metallic construction

Defined heel

Lightweight, shock-absorbing EVA midsole

WESTERN WORK

REBAR® FLEX WESTERN VENTTEK™ INCOGNITO

SIZES D: 7-12, 13, 14
 EE: 7-12, 13, 14
 PLATFORM Rebar® Flex Western

UPPER 10"
 TOE Wide Square
 SLIP RESISTING SR




FEATURES

- Full-grain leather w/ VentTEK™ mesh panels
- All Day Cushioning insole
- 100% non-metallic
- Mesh lining
- Anatomical last for true fit
- Cement construction
- Lightweight, shock-absorbing EVA midsole
- Oil- and slip-resisting Duratread™ outsole
- Outdoor traction lugs w/ debris-releasing tread
- Defined heel
- Safety toe is ASTM F2413-18 M/I/C EH rated
- Soft toe is ASTM F2892-18 EH rated

STYLE# **1004036**
 COLOR **Dark Earth/Golden Wheat**
 DETAILS **Full Vamp**
 AVAILABLE **At Once**
 MSRP **\$189.95**
294504



STYLE# **1004032** 
 COLOR **Iron Coffee/Storm**
 DETAILS **Full Vamp**
 AVAILABLE **May/June 2024**
 MSRP **\$199.95**
210004



REBAR® FLEX WESTERN H2O

SIZES D: 7-12, 13, 14
 EE: 7-12, 13, 14
 PLATFORM Rebar® Flex Western

UPPER 10"
 TOE Wide Square
 SLIP RESISTING SR




FEATURES

- DRYShield™ waterproof breathable construction
- Full-grain leather
- All Day Cushioning insole
- 100% non-metallic
- Mesh lining
- Four-row stitch pattern
- Anatomical last for true fit
- Cement construction
- Lightweight, shock-absorbing EVA midsole
- Oil- and slip-resisting Duratread™ outsole
- Outdoor traction lugs w/ debris-releasing tread
- Defined heel
- Safety toe is ASTM F2413-18 M/I/C EH rated
- Soft toe is ASTM F2892-18 EH rated


STYLE# **10034158**
 COLOR **Dark Brown/Black**
 DETAILS **Full Vamp**
 AVAILABLE **At Once**
 MSRP **\$179.95**
290004



STYLE# **10034157** 
 MSRP **\$189.95**
295004

STYLE# **10021485**
 COLOR **Rye Brown/Olive Green**
 DETAILS **Saddle Vamp**
 AVAILABLE **At Once**
 MSRP **\$179.95**
290004



STYLE# **10021486** 
 MSRP **\$189.95**
295004

REBAR® FLEX WESTERN PATRIOT H2O


SIZES **D: 7-12, 13, 14**
EE: 7-12, 13, 14
 PLATFORM **Rebar® Flex Western**

UPPER **10"**
 TOE **Wide Square**
 SLIP RESISTING **SR**



FEATURES

- DRYShield™ waterproof breathable construction
- Full-grain leather foot
- Camo printed suede shaft w/ flag patch
- All Day Cushioning insole
- 100% non-metallic
- Mesh lining
- Anatomical last for true fit
- Cement construction
- Lightweight, shock-absorbing EVA midsole
- Oil- and slip-resisting Duratread™ outsole
- Outdoor traction lugs w/ debris-releasing tread
- Defined heel
- Safety toe is ASTM F2413-18 M/I/C EH rated

STYLE# **10029518** 
 COLOR **Dark Brown/Olive Camo**
 DETAILS **Saddle Vamp**
 AVAILABLE **At Once**
 MSRP **\$199.95**
2100004



REBAR® FLEX WESTERN SD

NEW STYLE


SIZES **D: 7-12, 13, 14**
EE: 7-12, 13, 14
 PLATFORM **Rebar® Flex Western**

UPPER **10"**
 TOE **Wide Square**
 SLIP RESISTING **SR**



FEATURES

- Full-grain leather
- All Day Cushioning insole
- 100% non-metallic
- 50% recycled polyester lining
- Four-row stitch pattern
- Anatomical last for true fit
- Cement construction
- Lightweight, shock-absorbing EVA midsole
- Oil- and slip-resisting Duratread™ outsole
- Outdoor traction lugs w/ debris-releasing tread
- Defined heel
- Safety toe is ASTM F2413-18 M/I/C SD 35 rated

STYLE# **10053616** 
 COLOR **Distressed Brown/Stone**
 DETAILS **Full Vamp**
 AVAILABLE **Oct/Nov 2024**
 MSRP **\$199.95**
2100004



WESTERN WORK

GROUNDBREAKER

BEST FOR Construction, factory or warehouse work; farm and ranch work

Delivers versatile traction and comfort

FEATURES

- Lightweight stabilizing shank
- Oil- and slip-resisting Duratread™ outsole for maximum wear resistance, passes hot contact test at 300°C/572°F
- 90° heel

4LR™ EVERYDAY COMFORT AND STABILITY



GROUNDBREAKER WIDE SQUARE TOE MET GUARD

SIZES	D: 7-12, 13, 14 EE: 7-12, 13, 14	UPPER	10"
PLATFORM	Groundbreaker	TOE	Wide Square
		SLIP RESISTING	SR



FEATURES

- Full-grain leather foot w/ suede upper
- All Day Cushioning insole
- XRD® Internal Metatarsal Guard
- Mesh lining
- Four-row stitch pattern
- Cement construction
- Oil- and slip-resisting Duratread™ outsole
- 90° heel
- Safety toe is ASTM F2413-18 M/I/C Mt EH rated

STYLE#	10020063	ST
COLOR	Brown	
DETAILS	SSW, Full Vamp	
AVAILABLE	At Once	
MSRP	\$189.95	
	298504	



GROUNDBREAKER WIDE SQUARE TOE

SIZES	D: 7-12, 13, 14 EE: 7-12, 13, 14	UPPER	10"
PLATFORM	Groundbreaker	TOE	Wide Square
		SLIP RESISTING	SR



FEATURES

- Full-grain leather foot w/ suede upper
- All Day Cushioning insole
- Mesh lining
- Four-row stitch pattern
- Cement construction
- Lightweight, shock-absorbing EVA midsole
- Oil- and slip-resisting Duratread™ outsole
- 90° heel
- Safety toe is ASTM F2413-18 M/I/C EH rated
- Soft toe is ASTM F2892-18 EH rated

STYLE#	10020059
COLOR	Brown
DETAILS	SSW, Full Vamp
AVAILABLE	At Once
MSRP	\$154.95
	280004

EXTRA SIZES D: 6, 6.5, 15
EE: 6, 6.5, 15

STYLE#	10021108	ST
MSRP	\$164.95	
	283004	



STYLE#	10015191	ST
COLOR	Brown/Ember	
DETAILS	SSW, Full Vamp	
AVAILABLE	At Once	
MSRP	\$164.95	
	283004	



GROUNDBREAKER WIDE SQUARE TOE H2O

SIZES **D: 7-12, 13, 14**
EE: 7-12, 13, 14
 PLATFORM **Groundbreaker**

UPPER **10"**
 TOE **Wide Square**
 SLIP RESISTING **SR**



FEATURES

- DRYShield™ waterproof breathable construction
- Full-grain leather foot w/ suede upper
- All Day Cushioning insole
- Mesh lining
- Four-row stitch pattern
- Cement construction
- Oil- and slip-resisting Duratread™ outsole
- 90° heel
- Safety toe is ASTM F2413-18 M/I/C EH rated
- Soft toe is ASTM F2892-18 EH rated

STYLE# **10024984**
 COLOR **Dark Brown**
 DETAILS **SSW, Full Vamp**
 AVAILABLE **At Once**
 MSRP **\$169.95**
288004

STYLE# **10024992** **ST**
 MSRP **\$179.95**
293004



GROUNDBREAKER CHELSEA WIDE SQUARE TOE H2O

SIZES **D: 7-12, 13, 14**
EE: 7-12, 13, 14
 PLATFORM **Groundbreaker**

UPPER **6"**
 TOE **Wide Square**
 SLIP RESISTING **SR**



FEATURES

- DRYShield™ waterproof breathable construction
- Full-grain leather
- All Day Cushioning insole
- Mesh lining
- Easy pull-on twin gore style
- Reflective piping on heel
- Cement construction
- Oil- and slip-resisting Duratread™ outsole
- 90° heel
- Safety toe is ASTM F2413-18 M/I/C EH rated
- Soft toe is ASTM F2892-18 EH rated

STYLE# **10038324**
 COLOR **Dark Brown**
 DETAILS **SSW, Full Vamp**
 AVAILABLE **Apr/May 2024**
 MSRP **\$154.95**
278004

STYLE# **10034148** **ST**
 MSRP **\$164.95**
285004



GROUNDBREAKER WIDE SQUARE TOE H2O

SIZES **D: 7-12, 13, 14**
EE: 7-12, 13, 14
 PLATFORM **Groundbreaker**

UPPER **10"**
 TOE **Wide Square**
 SLIP RESISTING **SR**



FEATURES

- DRYShield™ waterproof breathable construction
- Full-grain leather and 900 denier nylon
- All Day Cushioning insole
- Mesh lining
- Cement construction
- Oil- and slip-resisting Duratread™ outsole
- 90° heel
- Safety toe is ASTM F2413-18 M/I/C EH rated

STYLE# **10015196** **ST**
 COLOR **Palm Brown/Ballistic Brown**
 DETAILS **SSW, Full Vamp**
 AVAILABLE **At Once**
 MSRP **\$184.95**
293004



GROUNDWORK WIDE SQUARE TOE

SIZES **D: 7-12, 13, 14**
EE: 7-12, 13, 14
 PLATFORM **Groundbreaker**

UPPER **11"**
 TOE **Wide Square**
 SLIP RESISTING **SR**



FEATURES

- Full-grain leather foot
- Leather collar and embroidered pull holes
- All Day Cushioning insole
- Mesh lining
- Four-row stitch pattern
- Cement construction
- Oil- and slip-resisting Duratread™ outsole
- 90° heel
- Safety toe is ASTM F2413-18 M/I/C EH rated
- Soft toe is ASTM F2892-18 EH rated

STYLE# **10034718**
 COLOR **Brown/Bitter Brown**
 DETAILS **SSW, Full Vamp**
 AVAILABLE **At Once**
 MSRP **\$164.95**
281504

STYLE# **10034717** **ST**
 MSRP **\$174.95**
286504



GROUNDWORK WIDE SQUARE TOE H2O

<small>SIZES</small>	D: 7-12, 13, 14	<small>UPPER</small>	11"
	EE: 7-12, 13, 14	<small>TOE</small>	Wide Square
<small>PLATFORM</small>	Groundbreaker	<small>SLIP RESISTING</small>	SR



FEATURES

- DRYShield™ waterproof breathable construction
- Full-grain leather foot
- Leather collar and embroidered pull holes
- All Day Cushioning insole
- Mesh lining
- Four-row stitch pattern
- Cement construction
- Oil- and slip-resisting Duratread™ outsole
- 90° heel
- Safety toe is ASTM F2413-18 M/I/C EH rated
- Soft toe is ASTM F2892-18 EH rated

<small>STYLE#</small>	10034724
<small>COLOR</small>	Dark Brown/After Dark
<small>DETAILS</small>	SSW, Full Vamp
<small>AVAILABLE</small>	At Once
<small>MSRP</small>	\$179.95
	289504

<small>STYLE#</small>	10034720	ST
<small>MSRP</small>	\$189.95	
	294504	



GROUNDWORK PULL-ON H2O

<small>SIZES</small>	D: 7-12, 13, 14	<small>UPPER</small>	11"
	EE: 7-12, 13, 14	<small>TOE</small>	Round
<small>PLATFORM</small>	Groundbreaker	<small>SLIP RESISTING</small>	SR



FEATURES

- DRYShield™ waterproof breathable construction
- Full-grain leather foot
- Leather collar and embroidered pull holes
- All Day Cushioning insole
- Mesh lining
- Four-row stitch pattern
- Cement construction
- Oil- and slip-resisting Duratread™ outsole
- 90° heel
- Soft toe is ASTM F2892-18 EH rated

<small>STYLE#</small>	10035965
<small>COLOR</small>	Dark Brown/Bitter Brown
<small>DETAILS</small>	SSW, Full Vamp
<small>AVAILABLE</small>	At Once
<small>MSRP</small>	\$179.95
	289504



RAMBLER WORK WEDGE

BEST FOR Concrete, masonry, agriculture or landscaping work

Delivers all day cushioning comfort with incredible stability

4LR™ EVERYDAY COMFORT AND STABILITY

FEATURES

- Lightweight stabilizing shank
- Goodyear® welt construction for durable comfort, resoleable
- Oil- and slip-resisting PU outsole, passes hot contact test at 150°C/302°F
- Wedge sole – no defined heel



WESTERN WORK

RAMBLER WORK WEDGE

SIZES **D: 7-12, 13, 14**
EE: 7-12, 13, 14
 PLATFORM **Rambler Work Wedge**

UPPER **10"**
 TOE **Square**
 SLIP RESISTING **SR**



FEATURES

- Full-grain leather
- All Day Cushioning insole
- Unlined upper w/ exposed outseam construction
- Resoleable Goodyear welt construction
- Oil- and slip-resisting PU outsole
- Flat bottom, wedge sole
- Safety toe is ASTM F2413-18 M/I/C EH rated

STYLE# **10035883** **ST**
 COLOR **Foothill Brown**
 DETAILS **SSW, Full Vamp**
 AVAILABLE **Jan/Feb 2024**
 MSRP **\$199.95**
2100004



TRACEY

BEST FOR Construction and warehouse work; farm and ranch work

Delivers real performance for women with durable, multi-surface traction

4LR™ EVERYDAY COMFORT AND STABILITY

FEATURES

- Lightweight stabilizing shank
- Indoor/outdoor Grip Strip™ sole tread design
- Oil- and slip-resisting Duratread™ outsole for maximum wear resistance, passes hot contact test at 300°C/572°F
- 90° heel



WOMEN'S TRACEY PULL-ON

SIZES	B: 6-10, 11	UPPER	9"
PLATFORM	Tracey	TOE	Roper
		SLIP RESISTING	SR



FEATURES

- Premium full-grain leather
- All Day Cushioning insole
- Mesh lining
- Six-row stitch pattern
- Generous last
- Cement construction
- Lightweight, shock-absorbing EVA midsole
- Oil- and slip-resisting Duratread™ outsole
- Unique multi-surface traction design
- 90° heel
- Safety toe is ASTM F2413-18 F/I/C EH rated

STYLE#	10008634	
COLOR	Dusted Brown	
DETAILS	SSW, Full Vamp	
AVAILABLE	At Once	
MSRP	\$164.95	
	283004	



WOMEN'S TRACEY PULL-ON H2O

SIZES	B: 6-10, 11	UPPER	9"
PLATFORM	Tracey	TOE	Roper
		SLIP RESISTING	SR



FEATURES

- DRYShield™ waterproof breathable construction
- Premium full-grain leather
- All Day Cushioning insole
- Mesh lining
- Six-row stitch pattern
- Generous last
- Cement construction
- Lightweight, shock-absorbing EVA midsole
- Oil- and slip-resisting Duratread™ outsole
- Unique multi-surface traction design
- 90° heel
- Safety toe is ASTM F2413-18 F/I/C EH rated

STYLE#	10015405	
COLOR	Oily Distressed Brown/Turquoise	
DETAILS	SSW, Full Vamp	
AVAILABLE	At Once	
MSRP	\$184.95	
	293004	



ANTHEM WORK

BEST FOR Farm and ranch work, or general construction

Delivers Western work performance with multi-surface traction that is also stirrup-friendly

4LR EVERYDAY COMFORT AND STABILITY

FEATURES

- Lightweight stabilizing shank
- Shock-absorbing EVA midsole
- Oil- and slip-resisting Duratread™ outsole for maximum wear resistance, passes hot contact test at 300°C/572°F
- 90° heel



WESTERN WORK

WOMEN'S ANTHEM VENTTEK™ H2O

SIZES **B: 5.5-11, 12**
C: 6-11
PLATFORM **Anthem**

UPPER **10"**
TOE **Square**
SLIP RESISTING **SR**



FEATURES

- DRYShield™ waterproof breathable construction
- Full-grain leather w/ VentTEK™ mesh panels
- All Day Cushioning insole
- 50% recycled polyester lining
- Cement construction
- Lightweight, shock-absorbing EVA midsole
- Oil- and slip-resisting Duratread™ outsole
- 90° heel
- Safety toe is ASTM F2413-18 F/I/C EH rated

STYLE# **10050827** **CT**
COLOR **Dark Chocolate/Serape**
DETAILS **DSW, Full Vamp**
AVAILABLE **Apr/May 2024**
MSRP **\$189.95**
295004



WOMEN'S ANTHEM PATRIOT H2O

SIZES **B: 5.5-11, 12**
C: 6-11
PLATFORM **Anthem**

UPPER **10"**
TOE **Square**
SLIP RESISTING **SR**



FEATURES

- DRYShield™ waterproof breathable construction
- Full-grain leather
- All Day Cushioning insole
- 50% recycled polyester lining
- Cement construction
- Lightweight, shock-absorbing EVA midsole
- Oil- and slip-resisting Duratread™ outsole
- 90° heel
- Safety toe is ASTM F2413-18 F/I/C EH rated

STYLE# **10040433** **CT**
COLOR **Distressed Brown**
DETAILS **DSW, Full Vamp**
AVAILABLE **Feb/Mar 2024**
MSRP **\$179.95**
290004



WOMEN'S ANTHEM H20

SIZES **B: 5.5-11, 12**
C: 6-11
 PLATFORM **Anthem**

UPPER **10"**
 TOE **Square**
 SLIP RESISTING **SR**



FEATURES

- DRYShield™ waterproof breathable construction
- Full-grain leather
- Removable comfort insole
- Mesh lining
- Six-row stitch pattern w/ embroidery
- Cement construction
- Lightweight, shock-absorbing EVA midsole
- Oil- and slip-resisting Duratread™ outsole
- 90° heel
- Safety toe is ASTM F2413-18 F/I/C EH rated

STYLE# **10031664**

COLOR **Distressed Brown**

DETAILS **DSW, Full Vamp**

AVAILABLE **At Once**

MSRP **\$174.95**
288004



WOMEN'S ANTHEM DECO

SIZES **B: 5.5-11, 12**
C: 6-11
 PLATFORM **Anthem**

UPPER **10"**
 TOE **Square**
 SLIP RESISTING **SR**



FEATURES

- Full-grain leather
- Removable comfort insole
- Mesh lining
- Cement construction
- Lightweight, shock-absorbing EVA midsole
- Oil- and slip-resisting Duratread™ outsole
- 90° heel
- Safety toe is ASTM F2413-18 F/I/C EH rated

STYLE# **10029498**

COLOR **Brown Bomber**

DETAILS **DSW, Full Vamp**

AVAILABLE **At Once**

MSRP **\$164.95**
283004



WOMEN'S ANTHEM VENTTEK™

SIZES **B: 5.5-11, 12**
C: 6-11
 PLATFORM **Anthem**

UPPER **10"**
 TOE **Square**
 SLIP RESISTING **SR**



FEATURES

- Full-grain leather w/ VentTEK™ mesh panels
- Removable comfort insole
- Mesh lining
- Cement construction
- Lightweight, shock-absorbing EVA midsole
- Oil- and slip-resisting Duratread™ outsole
- 90° heel
- Safety toe is ASTM F2413-18 F/I/C EH rated

STYLE# **10031663**

COLOR **Chocolate Chip/Turquoise**

DETAILS **DSW, Full Vamp**

AVAILABLE **At Once**

MSRP **\$174.95**
288004



FATBABY® WORK

BEST FOR Farm and ranch work, or general construction

Delivers Western work performance with multi-surface traction that is also stirrup-friendly

4LR™ EVERYDAY COMFORT AND STABILITY

FEATURES

- Lightweight stabilizing shank
- Oil- and slip-resisting Duratread™ outsole for maximum wear resistance, passes hot contact test at 300°C/572°F
- 90° heel



WESTERN WORK

WOMEN'S KRISTA PULL-ON H2O

SIZES **B: 5.5-10, 11, 12**
C: 6-11
 PLATFORM **Fatbaby® Work**

UPPER **9"**
 TOE **Wide Square**



FEATURES

- DRYShield™ waterproof breathable construction
- Premium full-grain leather
- All Day Cushioning insole
- Mesh lining
- Six-row stitch pattern
- Cement construction
- Oil- and slip-resisting Duratread™ outsole
- 90° heel
- Safety toe is ASTM F2413-18 F/I/C EH rated

STYLE# **10029516** **ST**
 COLOR **Dark Brown**
 DETAILS **SSW, Full Vamp**
 AVAILABLE **At Once**
 MSRP **\$184.95**
293004



WOMEN'S KRISTA PULL-ON MET GUARD

SIZES **B: 5.5-10, 11, 12**
C: 6-11
 PLATFORM **Fatbaby® Work**

UPPER **9"**
 TOE **Wide Square**



FEATURES

- Premium full-grain leather
- All Day Cushioning insole
- XRD® Internal Metatarsal Guard
- Mesh lining
- Six-row stitch pattern
- Cement construction
- Oil- and slip-resisting Duratread™ outsole
- 90° heel
- Safety toe is ASTM F2413-18 F/I/C Mt EH rated

STYLE# **10033994** **ST**
 COLOR **Dark Brown**
 DETAILS **SSW, Full Vamp**
 AVAILABLE **At Once**
 MSRP **\$184.95**
293004



WOMEN'S FATBABY® WORK PULL-ON

SIZES	B: 5.5-10, 11	UPPER	8"
PLATFORM	Fatbaby® Work	TOE	Fatbaby®



FEATURES

- Full-grain leather
- All Day Cushioning insole
- Mesh lining
- Cement construction
- Oil- and slip-resisting Duratread™ outsole
- 90° heel
- Safety toe is ASTM F2413-18 F/I/C EH rated

STYLE#	10040431	ST
COLOR	Distressed Brown	
DETAILS	SSW, Full Vamp	
AVAILABLE	At Once	
MSRP	\$129.95	
	265004	





REFERENCE

REFERENCE

- | | | |
|--------------------------------------|---------------------------------|--------------------------------|
| 110 Marketing Materials | 124 Index by Insulated | 127 Index by Steel Toe |
| 115 Sizing Reference | 124 Index by Met Guard | 127 Index by 100% Non-Metallic |
| 115 International Sizing Equivalents | 124 Index by Static Dissipative | 128 Index by Style Name |
| 115 Extra Sizes | 125 Index by Puncture Resistant | 129 Index by Style Number |
| 122 Index by DryShield™ | 126 Index by Carbon Toe | |
| 123 Index by BOA® | 126 Index by Composite Toe | |

Hanging Work Banner

STYLE # 10025290

SIZE 5'W x 3'H



Vertical Work Banner

STYLE # 10025289

SIZE 2'W x 5'H

For use with the banner stand (10000888)



Ariat Work Rubber Floor Mat

STYLE # 10046685

SIZE 2.5'W x 3.25'L



Ariat Work Tufted Floor Mat

STYLE # 10032452

SIZE 3'W x 5'L



Ariat Work Tape Handle

STYLE # MKT1325


SIZE 23"W x 1.375"H



Work Authorized Retailer Cling

STYLE # 10034479

SIZE 10"W x 8"H



Big Rig Counter Card

STYLE # MKT1701 SIZE 11"W x 14"H



Endeavor Counter Card

STYLE # MKT1586 SIZE 11"W x 14"H



Groundbreaker Counter Card

STYLE # MKT1592 SIZE 11"W x 14"H



Intrepid™ Counter Card

STYLE # MKT1594 SIZE 11"W x 14"H



MasterGrip™ Counter Card

STYLE # MKT1593 SIZE 11"W x 14"H



Outpace™ Counter Card

STYLE # MKT1904 SIZE 11"W x 14"H



OverDrive™ Counter Card

STYLE # MKT1591 SIZE 11"W x 14"H



Powerline Counter Card

STYLE # MKT1596 SIZE 11"W x 14"H



Rebar® Lift Counter Card

STYLE # MKT1972 SIZE 11"W x 14"H



Rebar® Flex Counter Card

STYLE # MKT1597 SIZE 11"W x 14"H



Rebar® Wedge Counter Card

STYLE # MKT1599 SIZE 11"W x 14"H



RigTek™ Counter Card

STYLE # MKT1590 SIZE 11"W x 14"H



REFERENCE

Marketing Materials

Sierra Counter Card

STYLE # MKT1588 SIZE 11"W x 14"H



Stump Jumper™ Counter Card

STYLE # MKT1858 SIZE 11"W x 14"H



Treadfast Counter Card

STYLE # MKT1824 SIZE 11"W x 14"H



Turbo Counter Card

STYLE # MKT1584 SIZE 11"W x 14"H



WorkHog® Counter Card

STYLE # MKT1589 SIZE 11"W x 14"H



WorkHog® XT Counter Card

STYLE # MKT1598 SIZE 11"W x 14"H



WorkHog XT BOA® Sign

STYLE # MKT1892 SIZE 11"W x 14"H



CSA Footwear Counter Card

STYLE # MKT1702 SIZE 11"W x 14"H



CSA Footwear Counter Card (French)

STYLE # MKT1730 SIZE 11"W x 14"H



Footwear Counter Card (Spanish)

STYLE # MKT1607 SIZE 11"W x 14"H



Ariat Work Counter Card

STYLE # MKT1509 SIZE 11"W x 14"H



Shock Shield® Sign

STYLE # MKT1911 SIZE 11"W x 14"H



Built To Last Counter Card

STYLE # MKT1512 SIZE 11"W x 14"H



Tough Gear For Tough Jobs Counter Card

STYLE # MKT1606 SIZE 11"W x 14"H



No Job Too Tough Counter Card

STYLE # MKT1605 SIZE 11"W x 14"H



No Job Too Tough Counter Card (Spanish)

STYLE # MKT1603 SIZE 11"W x 14"H



Workwear That Won't Quit

STYLE # MKT1514 SIZE 11"W x 14"H



Workwear That Won't Quit (Spanish)

STYLE # MKT1604 SIZE 11"W x 14"H



Quality Without Compromise Counter Card

STYLE # MKT1511 SIZE 11"W x 14"H



Quality Without Compromise Counter Card (Spanish)

STYLE # MKT1332 SIZE 11"W x 14"H



Quality Without Compromise Poster

STYLE # MKT1453 SIZE 16"W x 24"H



Quality Without Compromise Poster (Spanish)

STYLE # MKT1333 SIZE 16"W x 24"H



REFERENCE

Ariat Work Full Wall Example



DIFFERENT WALL SCENARIOS:

- ❶ Shown with Wall Backer, Shelf Backer, and Shoe Shelf Magnet
- ❷ Shown with Shelf Backer, and Shoe Shelf Magnet
- ❸ Shown with Shoe Shelf Magnet only
- ❹ Shown with Wall Backer and Shoe Shelf Magnet

Ariat Work Wall Backer

STYLE # 10032443 UOM 1 PK SIZE 12"W x 60"H



Ariat Work Shelf Backers

STYLE #	SIZE 11"W x 11"H
MKT1700 · Big Rig	UOM 1 PK
MKT1565 · Edge LTE	UOM 1 PK
MKT1568 · Endeavor	UOM 1 PK
MKT1570 · Groundbreaker	UOM 1 PK
MKT1563 · MasterGrip™	UOM 1 PK
MKT1573 · OverDrive™	UOM 1 PK
MKT1564 · Powerline	UOM 1 PK
MKT1562 · Rebar® Flex	UOM 1 PK
MKT1561 · Rebar® Wedge	UOM 1 PK
MKT1574 · Sierra	UOM 1 PK
MKT1855 · Stump Jumper™	UOM 1 PK
MKT1560 · Turbo	UOM 1 PK
MKT1572 · WorkHog®	UOM 1 PK
MKT1571 · WorkHog® XT	UOM 1 PK
MKT1575 · Ariat Work (blank)	UOM 1 PK

Ariat Work Shoe Shelf Magnets

STYLE #	SIZE 11"W x 1.5"H
MKT1558 · 30 Day	UOM 4 PK
MKT1556 · 100% Non-Metallic	UOM 4 PK
MKT1549 · Carbon Toe	UOM 4 PK
MKT1548 · Comp Toe	UOM 4 PK
MKT1731 · CSA®	UOM 4 PK
MKT1732 · CSA® (French)	UOM 4 PK
MKT1856 · Glacier Grip™	UOM 4 PK
MKT1552 · Insulated	UOM 4 PK
MKT1553 · Met Guard	UOM 4 PK
MKT1554 · Puncture Resistant	UOM 4 PK
MKT1546 · Safety Toe	UOM 4 PK
MKT1912 · Shock Shield®	UOM 4 PK
MKT1550 · Soft Toe	UOM 4 PK
MKT1555 · Static Dissipative	UOM 4 PK
MKT1547 · Steel Toe	UOM 4 PK
MKT1853 · USA Assembled	UOM 4 PK
MKT1551 · Waterproof	UOM 4 PK
MKT1557 · Womens	UOM 4 PK
MKT1910 · WorkHog® XT BOA	UOM 4 PK
MKT1559 · Ariat Work (blank)	UOM 4 PK

Work Footwear Lozier Shelf Inserts

STYLE #	SIZE 9.75"W x 1.875"H
MKT1520 · 30 Day	UOM 6 PK
MKT1540 · 100% Non-Metallic	UOM 6 PK
MKT1533 · Carbon Toe	UOM 6 PK
MKT1532 · Composite Toe	UOM 6 PK
MKT1536 · Insulated	UOM 6 PK
MKT1857 · Glacier Grip™	UOM 6 PK
MKT1537 · Met Guard	UOM 6 PK
MKT1538 · Puncture Resistant	UOM 6 PK
MKT1530 · Safety Toe	UOM 6 PK
MKT1534 · Soft Toe	UOM 6 PK
MKT1539 · Static Dissipative	UOM 6 PK
MKT1531 · Steel Toe	UOM 6 PK
MKT1854 · USA Assembled	UOM 6 PK
MKT1535 · Waterproof	UOM 6 PK
MKT1541 · Women's	UOM 6 PK
MKT1542 · Ariat Work (blank)	UOM 6 PK



Sizing Reference INTERNATIONAL SIZING EQUIVALENTS / MEN'S WORK EXTRA SIZES

INTERNATIONAL SIZING EQUIVALENTS

MEN	UK	6	6.5	7	7.5	8	8.5	9	9.5	10	10.5	11	12	13	14	15	16	17				
	EUROPE*	39	40	41	41.5	42	42.5	43	44	44.5	45	46	47	48	49	50	51	52				
	USA	7	7.5	8	8.5	9	9.5	10	10.5	11	11.5	12	13	14	15	16	17	18				

WOMEN	UK	1.5	2	2.5	3	3.5	4	4.5	5	5.5	6	6.5	7	7.5	8	8.5	9				
	EUROPE*	33.5	34	34.5	36	36.5	37	37.5	38	38.5	39	40	41	41.5	42	42.5	43				
	USA	4	4.5	5	5.5	6	6.5	7	7.5	8	8.5	9	9.5	10	10.5	11	12				

* EUROPEAN MEASUREMENTS ARE TAKEN TO THEIR NEAREST HALF SIZE.

MEN'S WORK EXTRA SIZES

STYLE	COLOR	SAFETY TOE	PAGE	D				EE				B										
				5	5.5	6	6.5	15	16	4	5	6	6.5	15	16	9	9.5	10	10.5	11	11.5	12
CASCADE 8"																						
10002420	SUNSHINE WILDCAT	N/A	95										X	X			X	X	X	X	X	X
CONVEYER™																						
10050838	BLACK	COMPOSITE TOE	59				X							X								
10050839	SANDSTORM	COMPOSITE TOE	59				X							X								
ENDEAVOR 6" H2O																						
10031659	CHOCOLATE BROWN	N/A	19				X							X								
10050826	DUSTED BROWN	N/A	19				X							X								
10031591	CHOCOLATE BROWN	CARBON TOE	19				X							X								
10050825	DUSTED BROWN	CARBON TOE	19				X							X								
ENDEAVOR 8" H2O																						
10038373	CHOCOLATE BROWN	CARBON TOE	19				X							X								
ENDEAVOR 8" H2O 400G																						
10053775	DUSTED BROWN	N/A	19				X							X								
10053571	DUSTED BROWN	CARBON TOE	19				X							X								
GROUNDBREAKER MET GUARD																						
10036107	BROWN	STEEL TOE	47				X							X								
GROUNDBREAKER WIDE SQUARE TOE																						
10020059	BROWN	N/A	100			X	X	X						X	X	X						
INTREPID™ LIVE WIRE H2O																						
10050829	BLACK	COMPOSITE TOE	70				X							X								
INTREPID™ VENTTEK™																						
10050830	IRON COFFEE	COMPOSITE TOE	70				X							X								
10023042	BRUIN BROWN/SASSY ORANGE	COMPOSITE TOE	70				X							X								
10020072	COCOA BROWN/WORK ORANGE	COMPOSITE TOE	70				X							X								
LOGGER SHOCK SHIELD™ H2O																						
10050842	BLACK	N/A	23	X	X	X	X	X	X					X	X	X						
10050841	COPPER BROWN	N/A	23	X	X	X	X	X	X					X	X	X						
10050840	COPPER BROWN	COMPOSITE TOE	23	X	X	X	X	X	X					X	X	X						
LOGGER SHOCK SHIELD® H2O 400G																						
10053569	COPPER BROWN	N/A	23	X	X	X	X	X						X	X	X						
10053570	COPPER BROWN	COMPOSITE TOE	23	X	X	X	X	X						X	X	X						

REFERENCE

Sizing Reference MEN'S WORK EXTRA SIZES

MEN'S WORK EXTRA SIZES (CONT.)

STYLE	COLOR	SAFETY TOE	PAGE	D						EE						B							
				5	5.5	6	6.5	15	16	4	5	6	6.5	15	16	9	9.5	10	10.5	11	11.5	12	13
LONGVIEW SHOCK SHIELD® H2O																							
10053818	COPPER BROWN	N/A	<u>23</u>	X	X	X	X	X	X				X	X	X								
10053817	COPPER BROWN	COMPOSITE TOE	<u>23</u>	X	X	X	X	X	X				X	X	X								
OUTPACE®																							
10040283	BLACK	COMPOSITE TOE	<u>62</u>					X							X								
OUTPACE® SHIFT																							
10047027	BLACK	N/A	<u>61</u>					X							X								
10047026	BLACK	COMPOSITE TOE	<u>61</u>					X							X								
10047025	CAMO	COMPOSITE TOE	<u>61</u>					X							X								
OUTPACE® SHIFT H2O																							
10053619	BLACK	COMPOSITE TOE	<u>61</u>					X							X								
OUTPACE® SHIFT MID																							
10050844	DARK SHADOW	COMPOSITE TOE	<u>61</u>					X							X								
POWERLINE 8" H2O																							
10018563	OILY DISTRESSED BROWN	N/A	<u>20</u>					X							X								
10018566	OILY DISTRESSED BROWN	COMPOSITE TOE	<u>20</u>					X							X								
POWERLINE 8" H2O 400G																							
10018567	OILY DISTRESSED BROWN	COMPOSITE TOE	<u>20</u>					X							X								
POWERLINE H2O 400G																							
10018569	OILY DISTRESSED BROWN	COMPOSITE TOE	<u>21</u>					X							X								
REBAR® LIFT CHUKKA																							
10050836	DISTRESSED BROWN	N/A	<u>41</u>			X	X	X					X	X	X								
10050837	DISTRESSED BROWN	COMPOSITE TOE	<u>41</u>			X	X	X					X	X	X								
10053587	DISTRESSED BROWN/ SHARKSKIN PRINT	N/A	<u>41</u>			X	X	X					X	X	X								
10053586	DISTRESSED BROWN/ SHARKSKIN PRINT	COMPOSITE TOE	<u>41</u>			X	X	X					X	X	X								
REBAR® LIFT CHUKKA H2O																							
10050846	DISTRESSED BROWN	N/A	<u>42</u>			X	X	X					X	X	X								
REBAR® LIFT 6" H2O																							
10046877	DISTRESSED BROWN	N/A	<u>41</u>			X	X	X					X	X	X								
10046876	DISTRESSED BROWN	COMPOSITE TOE	<u>41</u>			X	X	X					X	X	X								
REBAR® LIFT 8" H2O																							
10047029	DISTRESSED BROWN	N/A	<u>41</u>			X	X	X					X	X	X								
10047028	DISTRESSED BROWN	COMPOSITE TOE	<u>41</u>			X	X	X					X	X	X								
REBAR® WEDGE MOC TOE 6" H2O																							
10053614	DISTRESSED BROWN	N/A	<u>43</u>			X	X	X					X	X	X								
10053615	DISTRESSED BROWN	COMPOSITE TOE	<u>43</u>			X	X	X					X	X	X								
REBAR® WEDGE PULL-ON H2O																							
10053612	DISTRESSED BROWN	N/A	<u>43</u>			X	X	X					X	X	X								
10053613	DISTRESSED BROWN	COMPOSITE TOE	<u>43</u>			X	X	X					X	X	X								
RIGTEK™ 6" H2O CSA®																							
10045418	OILY DISTRESSED BROWN	COMPOSITE TOE	<u>27</u>			X	X	X		X	X	X	X	X	X								

Sizing Reference MEN'S WORK EXTRA SIZES

MEN'S WORK EXTRA SIZES (CONT.)

STYLE	COLOR	SAFETY TOE	PAGE	D				EE				B										
				5	5.5	6	6.5	15	16	4	5	6	6.5	15	16	9	9.5	10	10.5	11	11.5	12
RIGTEK™ 8" H2O CSA®																						
10035989	OILY DISTRESSED BROWN	COMPOSITE TOE	27			X	X	X			X	X	X	X	X							
RIGTEK™ PULL-ON H2O CSA®																						
10035988	OILY DISTRESSED BROWN	COMPOSITE TOE	28			X	X	X			X	X	X	X	X							
SIERRA																						
10004986	AGED BARK	N/A	94									X	X					X	X	X	X	X
SIERRA SADDLE																						
10002304	AGED BARK	N/A	93					X				X	X					X	X	X	X	X
SIERRA SHOCK SHIELD® WIDE SQUARE TOE																						
10042555	DARK BROWN/GRASS GREEN	N/A	92					X						X								
10042541	DARK BROWN/GRASS GREEN	STEEL TOE	92					X						X								
10046929	BLACK	STEEL TOE	92					X						X								
SIERRA SHOCK SHIELD® WIDE SQUARE TOE H2O																						
10044545	DISTRESSED BROWN	N/A	92					X						X								
10044544	DISTRESSED BROWN	STEEL TOE	92					X						X								
SIERRA SHOCK SHIELD® PATRIOT WIDE SQUARE TOE																						
10044505	DISTRESSED BROWN	N/A	92					X						X								
10044426	DISTRESSED BROWN	STEEL TOE	92					X						X								
STUMP JUMPER™ 6" BOA H2O																						
10048060	IRON COFFEE	COMPOSITE TOE	25					X						X								
STUMP JUMPER™ 8" BOA H2O																						
10048059	IRON COFFEE	COMPOSITE TOE	25					X						X								
STUMP JUMPER™ PULL-ON BOA® H2O																						
10048061	IRON COFFEE	COMPOSITE TOE	25					X						X								
STUMP JUMPER™ 6" H2O																						
10038299	DARK HICKORY	COMPOSITE TOE	25					X						X								
STUMP JUMPER™ 8" H2O 600G CSA® GLACIER GRIP™																						
10038283	IRON COFFEE	COMPOSITE TOE	26					X						X								
STUMP JUMPER™ PULL-ON H2O																						
10038282	IRON COFFEE	COMPOSITE TOE	26					X						X								
TREADFAST 6"																						
10034672	DISTRESSED BROWN	N/A	55			X	X	X					X	X	X							
10034671	DISTRESSED BROWN	STEEL TOE	55			X	X	X					X	X	X							
TREADFAST 6" H2O																						
10040266	DARK BROWN	N/A	55			X	X	X					X	X	X							
10034673	DARK BROWN	STEEL TOE	55			X	X	X					X	X	X							
TREADFAST 8" H2O																						
10042484	DARK BROWN	N/A	55			X	X	X					X	X	X							
10042496	DARK BROWN	STEEL TOE	55			X	X	X					X	X	X							
TREADFAST TEMPER 6" H2O MET GUARD																						
10053574	BLACK	STEEL TOE	55			X	X	X					X	X	X							

REFERENCE

Sizing Reference MEN'S WORK EXTRA SIZES

MEN'S WORK EXTRA SIZES (CONT.)

STYLE	COLOR	SAFETY TOE	PAGE	D						EE						B							
				5	5.5	6	6.5	15	16	4	5	6	6.5	15	16	9	9.5	10	10.5	11	11.5	12	13
TURBO 6" H2O CSA®																							
10052209	RICH BROWN	CARBON TOE	36			X	X	X			X	X	X	X	X								
TURBO OUTLAW 6" H2O CSA®																							
10045417	RICH BROWN	CARBON TOE	36			X	X	X			X	X	X	X	X								
WORKHOG® PULL-ON																							
10001188	AGED BARK/ARMY GREEN	N/A	84					X										X	X	X	X	X	X
10001191	AGED BARK/ARMY GREEN	COMPOSITE TOE	84					X										X	X	X	X	X	X
WORKHOG® PULL-ON H2O																							
10008633	AGED BARK/ARMY GREEN	N/A	84															X	X	X	X	X	X
10008635	AGED BARK/ARMY GREEN	COMPOSITE TOE	84															X	X	X	X	X	X
WORKHOG® WIDE SQUARE TOE																							
10005888	DARK EARTH/BRICK	N/A	82			X	X	X					X	X	X			X	X	X	X	X	X
10006961	DARK EARTH/BRICK	STEEL TOE	82			X	X	X					X	X	X			X	X	X	X	X	X
WORKHOG® WIDE SQUARE TOE H2O																							
10017436	BRUIN BROWN/COFFEE	N/A	82															X	X	X	X	X	X
10017420	BRUIN BROWN/COFFEE	COMPOSITE TOE	82															X	X	X	X	X	X
WORKHOG® XT 8" BOA® H2O																							
10038922	CHOCOLATE BROWN	CARBON TOE	74					X													X		
WORKHOG® XT COIL WIDE SQUARE TOE																							
10029515	EARTH/TWILIGHT	N/A	76					X													X		
WORKHOG® XT COTTONWOOD																							
10038320	BROWN OILED ROWDY/MID-NIGHT BLUE	N/A	76					X													X		
10038317	BROWN OILED ROWDY/MID-NIGHT BLUE	CARBON TOE	76					X													X		
10038316	DARK EARTH/BRICK	CARBON TOE	76					X										X	X	X	X	X	X
10038323	DARK EARTH/BRICK	N/A	76					X										X	X	X	X	X	X
10038321	DISTRESSED BROWN	N/A	76					X										X	X	X	X	X	X
10038318	DISTRESSED BROWN	CARBON TOE	76					X										X	X	X	X	X	X
WORKHOG® XT DARE																							
10024952	BRUIN BROWN/CRAZY BLACK	CARBON TOE	77					X													X		
WORKHOG® XT INCOGNITO																							
10038223	IRON COFFEE	CARBON TOE	75					X													X		
WORKHOG® XT PATRIOT H2O																							
10036002	DISTRESSED BROWN	N/A	77					X													X		
WORKHOG® XT PHOENIX																							
10046931	DISTRESSED BROWN	CARBON TOE	77					X													X		
WORKHOG® XT PULL-ON																							
10045438	DISTRESSED BROWN	N/A	78					X													X		
10045437	DISTRESSED BROWN	CARBON TOE	78					X													X		
WORKHOG® XT PULL-ON H2O																							
10045436	DISTRESSED BROWN/BRAVO BROWN	N/A	78					X													X		
10045435	DISTRESSED BROWN/BRAVO BROWN	CARBON TOE	78					X													X		

Sizing Reference MEN'S WORK EXTRA SIZES / MEN'S WORK BIG RIG EXTRA SIZES

MEN'S WORK EXTRA SIZES (CONT.)

STYLE	COLOR	SAFETY TOE	PAGE	D				EE				B									
				5	5.5	6	6.5	15	16	4	5	6	6.5	15	16	9	9.5	10	10.5	11	11.5
WORKHOG® XT TUMBLEWEED H20																					
10035911	IRON COFFEE	CARBON TOE	78					X						X							
WORKHOG® XT VENTTEK™ BOLD H20																					
10035881	IRON/ACID	CARBON TOE	75					X						X							
WORKHOG® XT VENTTEK™ H20																					
10035984	RYE BROWN/STORM	N/A	75					X	X					X	X						
10036005	RYE BROWN/STORM	CARBON TOE	75					X	X					X	X						
10044504	IRON COFFEE/SUNSET	N/A	75					X						X							
10050835	IRON COFFEE/SUNSET	CARBON TOE	75					X						X							
WORKHOG® XT WELLINGTON H20																					
10050832	DISTRESSED BROWN	N/A	76					X						X							
10050833	DISTRESSED BROWN	CARBON TOE	76					X						X							
WORKHOG® XT WIDE SQUARE TOE BOA®																					
10038923	DARK EARTH/BLACK	CARBON TOE	74					X						X							
WORKHOG® XT WIDE SQUARE TOE BOA® H20																					
10038921	AGED BARK/BROWN	N/A	74					X						X							
10038924	BRUIN BROWN/DARK FOREST	CARBON TOE	74					X						X							
WORKHOG® XT WIDE SQUARE TOE H20																					
10031474	DISTRESSED BROWN/BRAVO BROWN	N/A	77					X						X							
10031483	DISTRESSED BROWN/BRAVO BROWN	CARBON TOE	77					X						X							
10024971	TUMBLER BARK/DARK FOREST	N/A	78					X						X							
10024966	TUMBLER BARK/DARK FOREST	CARBON TOE	78					X						X							
10024968	OILY DISTRESSED BROWN/BLACK	CARBON TOE	78					X						X							

REFERENCE

MEN'S WORK BIG RIG EXTRA SIZES

STYLE	COLOR	SAFETY TOE	PAGE	EE						EEEE											
				6	6.5	15	16	17	18	8	8.5	9	9.5	10	10.5	11	11.5	12	13	14	15
BIG RIG																					
10033963	RYE BROWN/WICKER	N/A	90	X	X	X	X	X	X	X	X	X	X	X	X	X	X	X	X	X	X
10033966	IRON COFFEE/SLATE	COMPOSITE TOE	90	X	X	X	X	X	X	X	X	X	X	X	X	X	X	X	X	X	X
BIG RIG BOA® H20																					
10053777	IRON COFFEE/BLACK	N/A	89	X	X	X	X	X	X	X	X	X	X	X	X	X	X	X	X	X	X
10053617	NATURAL TAN/BLACK	COMPOSITE TOE	89	X	X	X	X	X	X	X	X	X	X	X	X	X	X	X	X	X	X
BIG RIG H20																					
10033991	DARK BROWN/DISTRESSED BROWN	N/A	89	X	X	X	X	X	X	X	X	X	X	X	X	X	X	X	X	X	X
10033993	DARK BROWN/DISTRESSED BROWN	COMPOSITE TOE	89	X	X	X	X	X	X	X	X	X	X	X	X	X	X	X	X	X	X
BIG RIG 6" H20																					
10042551	IRON COFFEE	N/A	29	X	X	X	X	X	X	X	X	X	X	X	X	X	X	X	X	X	X
10042550	IRON COFFEE	COMPOSITE TOE	29	X	X	X	X	X	X	X	X	X	X	X	X	X	X	X	X	X	X

Sizing Reference MEN'S WORK BIG RIG EXTRA SIZES / WOMEN'S WORK EXTRA SIZES

MEN'S WORK BIG RIG EXTRA SIZES (CONT.)

STYLE	COLOR	SAFETY TOE	PAGE	EE					EEEE											
				6	6.5	15	16	17	18	8	8.5	9	9.5	10	10.5	11	11.5	12	13	14
BIG RIG 8" H2O																				
10053572	IRON COFFEE	N/A	29	X	X	X	X	X	X	X	X	X	X	X	X	X	X	X	X	X
10053573	IRON COFFEE	COMPOSITE TOE	29	X	X	X	X	X	X	X	X	X	X	X	X	X	X	X	X	X
BIG RIG CHELSEA H2O																				
10042545	IRON COFFEE	N/A	30	X	X	X	X	X	X	X	X	X	X	X	X	X	X	X	X	X
10042544	IRON COFFEE	COMPOSITE TOE	30	X	X	X	X	X	X	X	X	X	X	X	X	X	X	X	X	X
BIG RIG TREAD VENTTEK™																				
10050828	EARTH/GRAPHITE	N/A	89	X	X	X	X	X	X	X	X	X	X	X	X	X	X	X	X	X
10050834	EARTH/GRAPHITE	COMPOSITE TOE	89	X	X	X	X	X	X	X	X	X	X	X	X	X	X	X	X	X

WOMEN'S WORK EXTRA SIZES

STYLE	COLOR	SAFETY TOE	PAGE	B	C/WIDE											
				12	6	6.5	7	7.5	8	8.5	9	9.5	10	10.5	11	
ANTHEM DECO																
10029498	BROWN BOMBER	COMPOSITE TOE	105	X	X	X	X	X	X	X	X	X	X	X	X	X
ANTHEM H2O																
10031664	DISTRESSED BROWN	COMPOSITE TOE	105	X	X	X	X	X	X	X	X	X	X	X	X	X
ANTHEM PATRIOT H2O																
10040433	DISTRESSED BROWN	COMPOSITE TOE	105	X	X	X	X	X	X	X	X	X	X	X	X	X
ANTHEM VENTTEK™																
10031663	ROYAL CHOCOLATE/TURQUOISE	COMPOSITE TOE	105	X	X	X	X	X	X	X	X	X	X	X	X	X
ANTHEM VENTTEK™ H2O																
10050827	DARK CHOCOLATE/SERAPE	COMPOSITE TOE	105	X	X	X	X	X	X	X	X	X	X	X	X	X
CASEY 6"																
10033921	SHADOW	COMPOSITE TOE	52	X	X	X	X	X	X	X	X	X	X	X	X	X
CASEY 6" MET GUARD																
10033995	SHADOW	COMPOSITE TOE	53	X	X	X	X	X	X	X	X	X	X	X	X	X
CASUAL WORK MID LACE SD																
10020097	NUTTY BROWN	COMPOSITE TOE	57		X	X	X	X	X	X	X	X	X	X	X	X
EDGE LTE MOC																
10035978	DARK BROWN	COMPOSITE TOE	50	X	X	X	X	X	X	X	X	X	X	X	X	X
10042485	DESERT BROWN/CHEETAH	COMPOSITE TOE	50		X	X	X	X	X	X	X	X	X	X		
EXPERT SAFETY CLOG SD																
10011976	BLACK	COMPOSITE TOE	58		X	X	X	X	X	X	X	X				
KRISTA PULL-ON H2O																
10029516	DARK BROWN	STEEL TOE	107	X	X	X	X	X	X	X	X	X	X	X	X	X
KRISTA PULL-ON MET GUARD																
10033994	DARK BROWN	STEEL TOE	107	X	X	X	X	X	X	X	X	X	X	X	X	X

Sizing Reference WOMEN'S WORK EXTRA SIZES

WOMEN'S WORK EXTRA SIZES (CONT.)

STYLE	COLOR	SAFETY TOE	PAGE	C/WIDE												
				B	6	6.5	7	7.5	8	8.5	9	9.5	10	10.5	11	
MACEY™																
10005947	DARK PEANUT	N/A	52	X												
OUTPACE®																
10040324	BLACK/CHARCOAL	COMPOSITE TOE	63		X	X	X	X	X	X	X	X	X	X		
10040323	BLACK/SHADOW PURPLE	COMPOSITE TOE	63		X	X	X	X	X	X	X	X	X	X		
OUTPACE® SD																
10044427	EBONY	COMPOSITE TOE	63	X	X	X	X	X	X	X	X	X	X	X	X	X
OUTPACE® SHIFT																
10046880	BLACK	N/A	62	X	X	X	X	X	X	X	X	X	X	X	X	X
10046879	BLACK	COMPOSITE TOE	62	X	X	X	X	X	X	X	X	X	X	X	X	X
10046878	SMOKY GREY	COMPOSITE TOE	62	X	X	X	X	X	X	X	X	X	X	X	X	X
OUTPACE® SHIFT H2O																
10053618	BLACK	COMPOSITE TOE	62	X	X	X	X	X	X	X	X	X	X	X	X	X
OUTPACE® SHIFT MID																
10050845	DARK SHADOW	COMPOSITE TOE	61	X	X	X	X	X	X	X	X	X	X	X	X	X
REBAR® LIFT H2O																
10053822	DISTRESSED BROWN	N/A	42	X	X	X	X	X	X	X	X	X	X	X	X	X
10053821	DISTRESSED BROWN	COMPOSITE TOE	42	X	X	X	X	X	X	X	X	X	X	X	X	X
REBAR® WEDGE MOC TOE H2O																
10053718	ANTIQUE BROWN	N/A	44	X	X	X	X	X	X	X	X	X	X	X	X	X
10053717	ANTIQUE BROWN	COMPOSITE TOE	44	X	X	X	X	X	X	X	X	X	X	X	X	X
REBAR® WEDGE CHELSEA H2O																
10053720	ANTIQUE BROWN	N/A	44	X	X	X	X	X	X	X	X	X	X	X	X	X
10053719	ANTIQUE BROWN	COMPOSITE TOE	44	X	X	X	X	X	X	X	X	X	X	X	X	X
RIVETER 6" CSA® H2O																
10035773	DARK BROWN	COMPOSITE TOE	38	X	X	X	X	X	X	X	X	X	X	X	X	X
RIVETER CHELSEA CSA® H2O																
10035772	DARK BROWN	COMPOSITE TOE	38	X	X	X	X	X	X	X	X	X	X	X	X	X
RIVETER PULL-ON CSA® H2O																
10035774	DARK BROWN	COMPOSITE TOE	39	X	X	X	X	X	X	X	X	X	X	X	X	X
RIVETER 8" H2O 400G CSA® GLACIER GRIP™																
10036707	DARK BROWN	COMPOSITE TOE	39	X	X	X	X	X	X	X	X	X	X	X	X	X
RIVETER PULL-ON H2O 400G CSA® GLACIER GRIP™																
10036708	DARK BROWN	COMPOSITE TOE	39	X	X	X	X	X	X	X	X	X	X	X	X	X
RIVETER PULL-ON BOA® H2O CSA®																
10050831	DARK BROWN	COMPOSITE TOE	39	X	X	X	X	X	X	X	X	X	X	X	X	X
TREADFAST 6" H2O																
10040404	DARK BROWN	N/A	56	X	X	X	X	X	X	X	X	X	X	X	X	X
10040405	DARK BROWN	STEEL TOE	56	X	X	X	X	X	X	X	X	X	X	X	X	X

REFERENCE

Sizing Reference WOMEN'S WORK EXTRA SIZES / INDEX BY DRY SHIELD

WOMEN'S WORK EXTRA SIZES (CONT.)

STYLE	COLOR	SAFETY TOE	PAGE	C/WIDE												
				B	12	6	6.5	7	7.5	8	8.5	9	9.5	10	10.5	11
SHIFTRUNNER™																
10042566	SMOKY GREY	N/A	65	X	X	X	X	X	X	X	X	X	X	X	X	X
10042567	BLUE WAVES	N/A	65	X	X	X	X	X	X	X	X	X	X	X	X	X
10042568	WINETASTING	N/A	65	X	X	X	X	X	X	X	X	X	X	X	X	X

DRYShield™

STYLE NAME	GENDER	STYLE #	PAGE	STYLE NAME	GENDER	STYLE #	PAGE
Anthem H2O.....	Women's	10031664	106	Rebar® Lift 6" H2O.....	Men's	10046876	41
Anthem Patriot H2O.....	Women's	10040433	105	Rebar® Flex Western H2O.....	Men's	10021485	98
Anthem VentTEK™ H2O.....	Women's	10050827	105	Rebar® Flex Western H2O.....	Men's	10021486	98
Big Rig 6" H2O.....	Men's	10042550	29	Rebar® Flex Western H2O.....	Men's	10034157	98
Big Rig 6" H2O.....	Men's	10042551	29	Rebar® Flex Western H2O.....	Men's	10034158	98
Big Rig 8" H2O.....	Men's	10053572	29	Rebar® Flex Western Patriot H2O.....	Men's	10029518	99
Big Rig 8" H2O.....	Men's	10053573	29	Rebar® Lift 6" H2O.....	Men's	10046877	41
Big Rig BOA® H2O.....	Men's	10053617	89	Rebar® Lift 8" H2O.....	Men's	10047028	41
Big Rig BOA® H2O.....	Men's	10053777	89	Rebar® Lift 8" H2O.....	Men's	10047029	41
Big Rig Chelsea H2O.....	Men's	10042544	30	Rebar® Lift Chukka H2O.....	Men's	10050846	42
Big Rig Chelsea H2O.....	Men's	10042545	30	Rebar® Lift H2O.....	Women's	10053821	42
Big Rig H2O.....	Men's	10033991	89	Rebar® Lift H2O.....	Women's	10053822	42
Big Rig H2O.....	Men's	10033993	89	Rebar® Wedge Chelsea H2O.....	Women's	10053719	44
Cascade 8" H2O.....	Men's	10002397	95	Rebar® Wedge Chelsea H2O.....	Women's	10053720	44
Catalyst™ VX Work 8" Met Guard H2O.....	Men's	10021706	16	Rebar® Wedge Moc Toe 6" H2O.....	Men's	10053614	43
Catalyst™ VX Work Wide Square Toe H2O.....	Men's	10016253	68	Rebar® Wedge Moc Toe 6" H2O.....	Men's	10053615	43
Edge LTE Chukka H2O.....	Men's	10024953	48	Rebar® Wedge Moc Toe H2O.....	Women's	10053717	44
Edge LTE Moc H2O.....	Men's	10024956	49	Rebar® Wedge Moc Toe H2O.....	Women's	10053718	44
Endeavor 6" H2O.....	Men's	10031591	19	Rebar® Wedge Pull-On H2O.....	Men's	10053612	43
Endeavor 6" H2O.....	Men's	10031659	19	Rebar® Wedge Pull-On H2O.....	Men's	10053613	43
Endeavor 6" H2O.....	Men's	10050825	19	RigTEK™ 6" H2O CSA®.....	Men's	10045418	27
Endeavor 6" H2O.....	Men's	10050826	19	RigTEK™ 8" H2O CSA®.....	Men's	10035989	27
Endeavor 8" H2O.....	Men's	10038373	19	RigTEK™ Pull-On H2O CSA®.....	Men's	10035988	28
Endeavor 8" H2O 400G.....	Men's	10053571	19	RigTEK™ Wide Square Toe H2O.....	Men's	10012932	87
Endeavor 8" H2O 400G.....	Men's	10053775	19	RigTEK™ Wide Square Toe H2O.....	Men's	10034156	87
Groundbreaker Chelsea H2O.....	Men's	10024983	46	RigTEK™ Wildcat 8" BOA® H2O CSA®.....	Men's	10035930	86
Groundbreaker Chelsea Wide Square Toe H2O.....	Men's	10034148	101	RigTEK™ Wildcat Pull-On H2O CSA®.....	Men's	10035929	86
Groundbreaker Chelsea Wide Square Toe H2O.....	Men's	10038324	101	Riveter 6" CSA® H2O.....	Women's	10035773	38
Groundbreaker Wide Square Toe H2O.....	Men's	10015196	101	Riveter 8" H2O 400g CSA® Glacier Grip™.....	Women's	10036707	39
Groundbreaker Wide Square Toe H2O.....	Men's	10024984	101	Riveter Chelsea CSA® H2O.....	Women's	10035772	38
Groundbreaker Wide Square Toe H2O.....	Men's	10024992	101	Riveter Pull-On BOA® H2O CSA®.....	Women's	10050831	39
Groundwork Pull-On H2O.....	Men's	10035965	102	Riveter Pull-On CSA® H2O.....	Women's	10035774	39
Groundwork Wide Square Toe H2O.....	Men's	10034720	102	Riveter Pull-On H2O 400g CSA® Glacier Grip™.....	Women's	10036708	39
Groundwork Wide Square Toe H2O.....	Men's	10034724	102	Sierra H2O.....	Men's	10002385	94
Intrepid™ 8" H2O.....	Men's	10020079	71	Sierra H2O.....	Men's	10034142	94
Intrepid™ Live Wire H2O.....	Men's	10050829	70	Sierra Shock Shield® Wide Square Toe H2O.....	Men's	10044544	92
Krista Pull-On H2O.....	Women's	10029516	107	Sierra Shock Shield® Wide Square Toe H2O.....	Men's	10044545	92
Logger Shock Shield® H2O.....	Men's	10050840	23	Stump Jumper™ 6" BOA® H2O.....	Men's	10048060	25
Logger Shock Shield® H2O.....	Men's	10050841	23	Stump Jumper™ 6" H2O.....	Men's	10038299	25
Logger Shock Shield® H2O.....	Men's	10050842	23	Stump Jumper™ 8" BOA® H2O.....	Men's	10048059	25
Logger Shock Shield® H2O 400G.....	Men's	10053569	23	Stump Jumper™ 8" H2O 600g CSA® Glacier Grip™.....	Men's	10038283	26
Logger Shock Shield® H2O 400G.....	Men's	10053570	23	Stump Jumper™ Pull-On BOA® H2O.....	Men's	10048061	25
Longview Shock Shield® H2O.....	Men's	10053817	23	Stump Jumper™ Pull-On H2O.....	Men's	10038282	26
Longview Shock Shield® H2O.....	Men's	10053818	23	Tracey Pull-On H2O.....	Women's	10015405	104
Outpace® Shift H2O.....	Men's	10053619	61	Treadfast 6" H2O.....	Men's	10034673	55
Outpace® Shift H2O.....	Women's	10053618	62	Treadfast 6" H2O.....	Men's	10040266	55
OverDrive™ 8" Wide Square Toe H2O.....	Men's	10012940	72	Treadfast 6" H2O.....	Women's	10040404	56
OverDrive™ Pull-On H2O.....	Men's	10010901	17	Treadfast 6" H2O.....	Women's	10040405	56
OverDrive™ XTR Pull-On H2O.....	Men's	10012942	17	Treadfast 8" H2O.....	Men's	10042484	55
Powerline 8" H2O.....	Men's	10018563	20	Treadfast 8" H2O.....	Men's	10042496	55
Powerline 8" H2O.....	Men's	10018566	20	Treadfast Temper 6" H2O Met Guard.....	Men's	10053574	55
Powerline 8" H2O 400G.....	Men's	10018567	20	Turbo 6" H2O.....	Men's	10027335	34
Powerline H2O 400G.....	Men's	10018569	21	Turbo 6" H2O.....	Men's	10032608	34

WOMEN'S WORK EXTRA SIZES (CONT.)

STYLE NAME	GENDER	STYLE #	PAGE
Turbo 6" H2O	Men's	10046860	34
Turbo 6" H2O	Men's	10046861	34
Turbo 6" H2O CSA®	Men's	10029132	36
Turbo 6" H2O CSA®	Men's	10029134	36
Turbo 6" H2O CSA®	Men's	10052209	36
Turbo 6" USA Assembled H2O	Men's	10036739	33
Turbo 8" H2O	Men's	10027326	34
Turbo 8" H2O	Men's	10050823	34
Turbo 8" H2O	Men's	10050843	34
Turbo 8" USA Assembled H2O	Men's	10036737	33
Turbo Chelsea H2O	Men's	10027330	35
Turbo Chelsea H2O	Men's	10027331	35
Turbo Chelsea H2O	Men's	10032609	35
Turbo Chelsea USA Assembled H2O	Men's	10036738	33
Turbo Outlaw 6" H2O	Men's	10033996	36
Turbo Outlaw 6" H2O CSA®	Men's	10045417	36
Turbo Outlaw 8" H2O 400g CSA®	Men's	10033997	37
Turbo Outlaw 8" Met Guard H2O CSA®	Men's	10033998	37
Turbo Pull-On H2O	Men's	10027328	35
Turbo Pull-On Moc Toe H2O	Men's	10040396	35
Turbo Pull-On Moc Toe H2O	Men's	10040397	35
WorkHog® 8" H2O	Men's	10011939	83
WorkHog® 8" H2O	Men's	10011943	83
WorkHog® Mesteno H2O	Men's	10015400	81
WorkHog® Pull-On H2O	Men's	10001198	84
WorkHog® Pull-On H2O	Men's	10001200	84
WorkHog® Pull-On H2O	Men's	10008633	84
WorkHog® Wide Square Toe CSA® XTR	Men's	10042491	79

STYLE NAME	GENDER	STYLE #	PAGE
WorkHog® Wide Square Toe H2O	Men's	10010133	83
WorkHog® Wide Square Toe H2O	Men's	10017420	82
WorkHog® Wide Square Toe H2O	Men's	10017436	82
WorkHog® Wide Square Toe H2O 400G	Men's	10018555	81
WorkHog® Wide Square Toe H2O 400G CSA®	Men's	10042552	80
WorkHog® Wide Square Toe H2O CSA®	Men's	10017175	80
WorkHog® Wide Square Toe H2O CSA®	Men's	10042554	80
WorkHog® Wide Square Toe Met Guard H2O	Men's	10016265	81
WorkHog® Wide Square Toe Met Guard H2O CSA®	Men's	10042553	81
WorkHog® XT 8" BOA® H2O	Men's	10038922	74
WorkHog® XT Patriot H2O	Men's	10036002	77
WorkHog® XT Pull-On H2O	Men's	10045435	78
WorkHog® XT Pull-On H2O	Men's	10045436	78
WorkHog® XT Tumbleweed H2O	Men's	10035911	78
WorkHog® XT VentTEK™ Bold H2O	Men's	10035881	75
WorkHog® XT VentTEK™ H2O	Men's	10035984	75
WorkHog® XT VentTEK™ H2O	Men's	10036005	75
WorkHog® XT VentTEK™ H2O	Men's	10044504	75
WorkHog® XT VentTEK™ H2O	Men's	10050835	75
WorkHog® XT Wellington H2O	Men's	10050832	76
WorkHog® XT Wellington H2O	Men's	10050833	76
WorkHog® XT Wide Square Toe BOA® H2O	Men's	10038921	74
WorkHog® XT Wide Square Toe BOA® H2O	Men's	10038924	74
WorkHog® XT Wide Square Toe H2O	Men's	10024966	78
WorkHog® XT Wide Square Toe H2O	Men's	10024968	78
WorkHog® XT Wide Square Toe H2O	Men's	10024971	78
WorkHog® XT Wide Square Toe H2O	Men's	10031474	77
WorkHog® XT Wide Square Toe H2O	Men's	10031483	77

REFERENCE

BOA®



STYLE NAME **Big Rig BOA® H2O**
 GENDER Men's
 SAFETY TOE N/A
 STYLE # **10053777** PAGE # **89**



STYLE NAME **Stump Jumper™ 8" BOA® H2O**
 GENDER Men's
 SAFETY TOE Composite Toe
 STYLE # **10048059** PAGE # **25**



STYLE NAME **WorkHog® XT 8" BOA® H2O**
 GENDER Men's
 SAFETY TOE Carbon Toe
 STYLE # **10038922** PAGE # **74**



STYLE NAME **Big Rig BOA® H2O**
 GENDER Men's
 SAFETY TOE Composite Toe
 STYLE # **10053617** PAGE # **89**



STYLE NAME **Stump Jumper™ Pull-On BOA® H2O**
 GENDER Men's
 SAFETY TOE Composite Toe
 STYLE # **10048061** PAGE # **25**



STYLE NAME **RigTEK™ Wildcat 8" BOA® H2O CSA®**
 GENDER Men's
 SAFETY TOE Composite Toe
 STYLE # **10035930** PAGE # **36**



STYLE NAME **WorkHog® XT Wide Square Toe BOA®**
 GENDER Men's
 SAFETY TOE Carbon Toe
 STYLE # **10038923** PAGE # **74**



STYLE NAME **Riveter Pull-On BOA® H2O CSA®**
 GENDER Women's
 SAFETY TOE Composite Toe
 STYLE # **10050831** PAGE # **39**



STYLE NAME **WorkHog® XT Wide Square Toe BOA® H2O**
 GENDER Men's
 SAFETY TOE N/A
 STYLE # **10038921** PAGE # **74**



STYLE NAME **Stump Jumper™ 6" BOA® H2O**
 GENDER Men's
 SAFETY TOE Composite Toe
 STYLE # **10048060** PAGE # **25**



STYLE NAME **WorkHog® XT Wide Square Toe BOA® H2O**
 GENDER Men's
 SAFETY TOE Carbon Toe
 STYLE # **10038924** PAGE # **74**

Index by INSULATED / MET GUARD / STATIC DISSIPATIVE










3M THINSULATE™ INSULATED

	<p>STYLE NAME Endeavor 8" H2O 400G</p> <p>GENDER Men's</p> <p>SAFETY TOE N/A</p> <p>STYLE # 10053775 PAGE # 19</p>
	<p>STYLE NAME Endeavor 8" H2O 400G</p> <p>GENDER Men's</p> <p>SAFETY TOE Carbon Toe</p> <p>STYLE # 10053571 PAGE # 19</p>
	<p>STYLE NAME Logger Shock Shield® H2O 400G</p> <p>GENDER Men's</p> <p>SAFETY TOE N/A</p> <p>STYLE # 10053569 PAGE # 23</p>
	<p>STYLE NAME Logger Shock Shield® H2O 400G</p> <p>GENDER Men's</p> <p>SAFETY TOE Composite Toe</p> <p>STYLE # 10053570 PAGE # 23</p>
	<p>STYLE NAME Powerline 8" H2O 400G</p> <p>GENDER Men's</p> <p>SAFETY TOE Composite Toe</p> <p>STYLE # 10018567 PAGE # 20</p>
	<p>STYLE NAME Powerline H2O 400G</p> <p>GENDER Men's</p> <p>SAFETY TOE Composite Toe</p> <p>STYLE # 10018569 PAGE # 21</p>
	<p>STYLE NAME Women's Riveter Pull-On H2O 400g CSA® Glacier Grip™</p> <p>GENDER Women's</p> <p>SAFETY TOE Composite Toe</p> <p>STYLE # 10036708 PAGE # 39</p>
	<p>STYLE NAME Women's Riveter 8" H2O 400g CSA® Glacier Grip™</p> <p>GENDER Women's</p> <p>SAFETY TOE Composite Toe</p> <p>STYLE # 10036707 PAGE # 39</p>
	<p>STYLE NAME Stump Jumper™ 8" H2O 600g CSA® Glacier Grip™</p> <p>GENDER Men's</p> <p>SAFETY TOE Composite Toe</p> <p>STYLE # 10038283 PAGE # 26</p>
	<p>STYLE NAME Turbo Outlaw 8" H2O 400g CSA®</p> <p>GENDER Men's</p> <p>SAFETY TOE Carbon Toe</p> <p>STYLE # 10033997 PAGE # 37</p>
	<p>STYLE NAME WorkHog® Wide Square Toe H2O 400G CSA®</p> <p>GENDER Men's</p> <p>SAFETY TOE Composite Toe</p> <p>STYLE # 10042552 PAGE # 80</p>
	<p>STYLE NAME WorkHog® Wide Square Toe H2O 400G</p> <p>GENDER Men's</p> <p>SAFETY TOE Composite Toe</p> <p>STYLE # 10018555 PAGE # 81</p>

XRD MET GUARD MET GUARD

	<p>STYLE NAME Casey 6" Met Guard</p> <p>GENDER Women's</p> <p>SAFETY TOE Composite Toe</p> <p>STYLE # 10033995 PAGE # 53</p>
	<p>STYLE NAME Catalyst™ VX Work 8" Met Guard H2O</p> <p>GENDER Men's</p> <p>SAFETY TOE Composite Toe</p> <p>STYLE # 10021706 PAGE # 16</p>
	<p>STYLE NAME Edge LTE Chukka Met Guard</p> <p>GENDER Men's</p> <p>SAFETY TOE Composite Toe</p> <p>STYLE # 10034149 PAGE # 48</p>
	<p>STYLE NAME Groundbreaker Met Guard</p> <p>GENDER Men's</p> <p>SAFETY TOE Steel Toe</p> <p>STYLE # 10036107 PAGE # 47</p>
	<p>STYLE NAME Groundbreaker Wide Square Toe Met Guard</p> <p>GENDER Men's</p> <p>SAFETY TOE Steel Toe</p> <p>STYLE # 10020063 PAGE # 100</p>
	<p>STYLE NAME Krista Pull-On Met Guard</p> <p>GENDER Women's</p> <p>SAFETY TOE Steel Toe</p> <p>STYLE # 10033994 PAGE # 107</p>
	<p>STYLE NAME Treadfast Temper 6" H2O Met Guard</p> <p>GENDER Men's</p> <p>SAFETY TOE Steel Toe</p> <p>STYLE # 10053574 PAGE # 55</p>
	<p>STYLE NAME Turbo Outlaw 8" Met Guard H2O CSA®</p> <p>GENDER Men's</p> <p>SAFETY TOE Carbon Toe</p> <p>STYLE # 10033998 PAGE # 37</p>
	<p>STYLE NAME WorkHog® Wide Square Toe Met Guard CSA®</p> <p>GENDER Men's</p> <p>SAFETY TOE Composite Toe</p> <p>STYLE # 10017174 PAGE # 80</p>
	<p>STYLE NAME WorkHog® Wide Square Toe Met Guard H2O</p> <p>GENDER Men's</p> <p>SAFETY TOE Composite Toe</p> <p>STYLE # 10016265 PAGE # 81</p>
	<p>STYLE NAME WorkHog® Wide Square Toe Met Guard H2O CSA®</p> <p>GENDER Men's</p> <p>SAFETY TOE Composite Toe</p> <p>STYLE # 10042553 PAGE # 81</p>

SD STATIC DISSIPATIVE

	<p>STYLE NAME Casual Work Mid Lace SD</p> <p>GENDER Women's</p> <p>SAFETY TOE Composite Toe</p> <p>STYLE # 10020097 PAGE # 57</p>
	<p>STYLE NAME Edge LTE Chukka SD</p> <p>GENDER Men's</p> <p>SAFETY TOE Composite Toe</p> <p>STYLE # 10038398 PAGE # 50</p>
	<p>STYLE NAME Edge LTE Slip-On SD</p> <p>GENDER Men's</p> <p>SAFETY TOE Composite Toe</p> <p>STYLE # 10029530 PAGE # 50</p>
	<p>STYLE NAME Expert Safety Clog SD</p> <p>GENDER Women's</p> <p>SAFETY TOE Composite Toe</p> <p>STYLE # 10011976 PAGE # 58</p>
	<p>STYLE NAME MasterGrip™ Pull-On SD</p> <p>GENDER Men's</p> <p>SAFETY TOE Composite Toe</p> <p>STYLE # 10020094 PAGE # 31</p>
	<p>STYLE NAME Outpace® SD</p> <p>GENDER Men's</p> <p>SAFETY TOE Composite Toe</p> <p>STYLE # 10040319 PAGE # 62</p>
	<p>STYLE NAME Outpace® SD</p> <p>GENDER Women's</p> <p>SAFETY TOE Composite Toe</p> <p>STYLE # 10044427 PAGE # 63</p>
	<p>STYLE NAME Rebar® Flex Western SD</p> <p>GENDER Men's</p> <p>SAFETY TOE Composite Toe</p> <p>STYLE # 10053616 PAGE # 99</p>
	<p>STYLE NAME Working Mile SD</p> <p>GENDER Men's</p> <p>SAFETY TOE Composite Toe</p> <p>STYLE # 10042565 PAGE # 51</p>

PUNCTURE RESISTANT



STYLE NAME **RigTEK™ 6” H2O CSA®**
 GENDER Men's
 SAFETY TOE Composite Toe
 STYLE # 10045418 PAGE # 27



STYLE NAME **RigTEK™ 8” H2O CSA®**
 GENDER Men's
 SAFETY TOE Composite Toe
 STYLE # 10035989 PAGE # 27



STYLE NAME **RigTEK™ Pull-On H2O CSA®**
 GENDER Men's
 SAFETY TOE Composite Toe
 STYLE # 10035988 PAGE # 28



STYLE NAME **RigTEK™ Wildcat 8” BOA® H2O CSA®**
 GENDER Men's
 SAFETY TOE Composite Toe
 STYLE # 10035930 PAGE # 86



STYLE NAME **RigTEK™ Wildcat Pull-On H2O CSA®**
 GENDER Men's
 SAFETY TOE Composite Toe
 STYLE # 10035929 PAGE # 86



STYLE NAME **Riveter 6” CSA® H2O**
 GENDER Women's
 SAFETY TOE Composite Toe
 STYLE # 10035773 PAGE # 38



STYLE NAME **Riveter 8” H2O 400g CSA® Glacier Grip™**
 GENDER Women's
 SAFETY TOE Composite Toe
 STYLE # 10036707 PAGE # 39



STYLE NAME **Riveter Chelsea CSA® H2O**
 GENDER Women's
 SAFETY TOE Composite Toe
 STYLE # 10035772 PAGE # 38



STYLE NAME **Riveter Pull-On BOA® H2O CSA®**
 GENDER Women's
 SAFETY TOE Composite Toe
 STYLE # 10050831 PAGE # 39



STYLE NAME **Riveter Pull-On CSA® H2O**
 GENDER Women's
 SAFETY TOE Composite Toe
 STYLE # 10035774 PAGE # 39



STYLE NAME **Riveter Pull-On H2O 400g CSA® Glacier Grip™**
 GENDER Women's
 SAFETY TOE Composite Toe
 STYLE # 10036708 PAGE # 39



STYLE NAME **Sierra Wide Square Toe Puncture Resistant**
 GENDER Men's
 SAFETY TOE Steel Toe
 STYLE # 10012948 PAGE # 93



STYLE NAME **Stump Jumper™ 8” H2O 600g CSA® Glacier Grip™**
 GENDER Men's
 SAFETY TOE Composite Toe
 STYLE # 10038283 PAGE # 26



STYLE NAME **Treadfast Temper 6” H2O Met Guard**
 GENDER Men's
 SAFETY TOE Steel Toe
 STYLE # 10053574 PAGE # 55



STYLE NAME **Turbo 6” H2O CSA®**
 GENDER Men's
 SAFETY TOE Carbon Toe
 STYLE # 10052209 PAGE # 36



STYLE NAME **Turbo 6” H2O CSA®**
 GENDER Men's
 SAFETY TOE Carbon Toe
 STYLE # 10029132 PAGE # 36



STYLE NAME **Turbo 6” H2O CSA®**
 GENDER Men's
 SAFETY TOE Carbon Toe
 STYLE # 10029134 PAGE # 36



STYLE NAME **Turbo Outlaw 6” H2O CSA®**
 GENDER Men's
 SAFETY TOE Carbon Toe
 STYLE # 10045417 PAGE # 36



STYLE NAME **Turbo Outlaw 8” H2O 400g CSA®**
 GENDER Men's
 SAFETY TOE Carbon Toe
 STYLE # 10033997 PAGE # 37



STYLE NAME **Turbo Outlaw 8” Met Guard H2O CSA®**
 GENDER Men's
 SAFETY TOE Carbon Toe
 STYLE # 10033998 PAGE # 37



STYLE NAME **WorkHog® Wide Square Toe CSA®**
 GENDER Men's
 SAFETY TOE Composite Toe
 STYLE # 10017170 PAGE # 79



STYLE NAME **WorkHog® Wide Square Toe CSA® XTR**
 GENDER Men's
 SAFETY TOE Composite Toe
 STYLE # 10042491 PAGE # 79



STYLE NAME **WorkHog® Wide Square Toe H2O 400G CSA®**
 GENDER Men's
 SAFETY TOE Composite Toe
 STYLE # 10042552 PAGE # 80



STYLE NAME **WorkHog® Wide Square Toe H2O CSA®**
 GENDER Men's
 SAFETY TOE Composite Toe
 STYLE # 10042554 PAGE # 80



STYLE NAME **WorkHog® Wide Square Toe H2O CSA®**
 GENDER Men's
 SAFETY TOE Composite Toe
 STYLE # 10017175 PAGE # 80



STYLE NAME **WorkHog® Wide Square Toe Met Guard CSA®**
 GENDER Men's
 SAFETY TOE Composite Toe
 STYLE # 10017174 PAGE # 80



STYLE NAME **WorkHog® Wide Square Toe Met Guard H2O CSA®**
 GENDER Men's
 SAFETY TOE Composite Toe
 STYLE # 10042553 PAGE # 81

REFERENCE

Index by CARBON TOE / COMPOSITE TOE

CARBON TOE

STYLE NAME	GENDER	STYLE #	PAGE
Endeavor 6" H2O.....	Men's	10050825	19
Endeavor 6" H2O.....	Men's	10031591	19
Endeavor 8" H2O.....	Men's	10038373	19
Endeavor 8" H2O 400G.....	Men's	10053571	19
Turbo 6" USA Assembled H2O.....	Men's	10036739	33
Turbo Chelsea USA Assembled H2O.....	Men's	10036738	33
Turbo 8" USA Assembled H2O.....	Men's	10036737	33
Turbo 6" H2O.....	Men's	10046861	34
Turbo 6" H2O.....	Men's	10027335	34
Turbo 8" H2O.....	Men's	10050823	34
Turbo 8" H2O.....	Men's	10027326	34
Turbo Pull-On H2O.....	Men's	10027328	35
Turbo Pull-On Moc Toe H2O.....	Men's	10040396	35
Turbo Chelsea H2O.....	Men's	10027331	35
Turbo Chelsea H2O.....	Men's	10027330	35
Turbo 6" H2O CSA®.....	Men's	10052209	36
Turbo 6" H2O CSA®.....	Men's	10029132	36
Turbo 6" H2O CSA®.....	Men's	10029134	36
Turbo Outlaw 6" H2O.....	Men's	10033996	36
Turbo Outlaw 6" H2O CSA®.....	Men's	10045417	36
Turbo Outlaw 8" H2O 400g CSA®.....	Men's	10033997	37

STYLE NAME	GENDER	STYLE #	PAGE
Turbo Outlaw 8" Met Guard H2O CSA®.....	Men's	10033998	37
WorkHog® XT Wide Square Toe BOA®.....	Men's	10038923	74
WorkHog® XT Wide Square Toe BOA® H2O.....	Men's	10038924	74
WorkHog® XT 8" BOA® H2O.....	Men's	10038922	74
WorkHog® XT VentTEK™ Bold H2O.....	Men's	10035881	75
WorkHog® XT VentTEK™ H2O.....	Men's	10050835	75
WorkHog® XT VentTEK™ H2O.....	Men's	10036005	75
WorkHog® XT Incognito.....	Men's	10038223	75
WorkHog® XT Wellington H2O.....	Men's	10050833	76
WorkHog® XT Cottonwood.....	Men's	10038316	76
WorkHog® XT Cottonwood.....	Men's	10038317	76
WorkHog® XT Cottonwood.....	Men's	10038318	76
WorkHog® XT Phoenix.....	Men's	10046931	77
WorkHog® XT Dare.....	Men's	10024952	77
WorkHog® XT Patriot H2O.....	Men's	10036002	77
WorkHog® XT Wide Square Toe H2O.....	Men's	10031483	77
WorkHog® XT Wide Square Toe H2O.....	Men's	10024966	78
WorkHog® XT Wide Square Toe H2O.....	Men's	10024968	78
WorkHog® XT Pull-On.....	Men's	10045437	78
WorkHog® XT Pull-On H2O.....	Men's	10045435	78
WorkHog® XT Tumbleweed H2O.....	Men's	10035911	78

COMPOSITE TOE

STYLE NAME	GENDER	STYLE #	PAGE
Anthem Deco.....	Women's	10029498	106
Anthem H2O.....	Women's	10031664	106
Anthem Patriot H2O.....	Women's	10040433	105
Anthem VentTEK™.....	Women's	10031663	106
Anthem VentTEK™ H2O.....	Women's	10050827	105
Big Rig.....	Men's	10033966	90
Big Rig 6" H2O.....	Men's	10042550	29
Big Rig 8" H2O.....	Men's	10053573	29
Big Rig BOA® H2O.....	Men's	10053617	89
Big Rig Chelsea H2O.....	Men's	10042544	30
Big Rig H2O.....	Men's	10033993	89
Big Rig Tread VentTEK™.....	Men's	10050834	89
Casey 6".....	Women's	10033921	52
Casey 6" Met Guard.....	Women's	10033995	53
Casual Work Mid Lace SD.....	Women's	10020097	57
Catalyst™ VX Work 8" Met Guard H2O.....	Men's	10021706	16
Catalyst™ VX Work Wide Square Toe H2O.....	Men's	10016253	68
Conveyer™.....	Men's	10050838	59
Conveyer™.....	Men's	10050839	59
Edge LTE Chukka.....	Men's	10024951	49
Edge LTE Chukka H2O.....	Men's	10024953	48
Edge LTE Chukka Met Guard.....	Men's	10034149	48
Edge LTE Chukka SD.....	Men's	10038398	50
Edge LTE Moc.....	Men's	10024954	49
Edge LTE Moc.....	Men's	10044578	49
Edge LTE Moc.....	Women's	10035978	50
Edge LTE Moc.....	Women's	10042485	50
Edge LTE Moc H2O.....	Men's	10024956	49
Edge LTE Slip-On SD.....	Men's	10029530	50
Expert Safety Clog SD.....	Women's	10011976	58
Intrepid™ 8" H2O.....	Men's	10020079	71
Intrepid™ Live Wire H2O.....	Men's	10050829	70
Intrepid™ VentTEK™.....	Men's	10020072	70
Intrepid™ VentTEK™.....	Men's	10023042	70
Intrepid™ VentTEK™.....	Men's	10050830	70
Logger Shock Shield® H2O.....	Men's	10050840	23

STYLE NAME	GENDER	STYLE #	PAGE
Logger Shock Shield® H2O 400G.....	Men's	10053570	23
Longview Shock Shield® H2O.....	Men's	10053817	23
Macey™.....	Women's	10005949	52
Outpace®.....	Men's	10040282	62
Outpace®.....	Men's	10040283	62
Outpace®.....	Women's	10040322	63
Outpace®.....	Women's	10040323	63
Outpace®.....	Women's	10040324	63
Outpace® SD.....	Men's	10040319	62
Outpace® SD.....	Women's	10044427	63
Outpace® Shift.....	Men's	10047025	61
Outpace® Shift.....	Men's	10047026	61
Outpace® Shift.....	Women's	10046878	62
Outpace® Shift.....	Women's	10046879	62
Outpace® Shift H2O.....	Men's	10053619	61
Outpace® Shift H2O.....	Women's	10053618	62
Outpace® Shift Mid.....	Men's	10050844	61
Outpace® Shift Mid.....	Women's	10050845	61
OverDrive™ 8" Wide Square Toe H2O.....	Men's	10012940	72
OverDrive™ Pull-On H2O.....	Men's	10010901	17
OverDrive™ Wide Square Toe.....	Men's	10011933	72
OverDrive™ Wide Square Toe.....	Men's	10053644	72
OverDrive™ XTR Pull-On H2O.....	Men's	10012942	17
Powerline 8" H2O.....	Men's	10018566	20
Powerline 8" H2O 400G.....	Men's	10018567	20
Powerline H2O 400G.....	Men's	10018569	21
Rebar® Lift 6" H2O.....	Men's	10046876	41
Rebar® Flex 6".....	Men's	10021495	45
Rebar® Flex Western H2O.....	Men's	10021486	98
Rebar® Flex Western H2O.....	Men's	10034157	98
Rebar® Flex Western Patriot H2O.....	Men's	10029518	99
Rebar® Flex Western SD.....	Men's	10053616	99
Rebar® Flex Western VentTEK™ Incognito.....	Men's	10040432	98
Rebar® Lift 8" H2O.....	Men's	10047028	41
Rebar® Lift Chukka.....	Men's	10050837	41
Rebar® Lift Chukka.....	Men's	10053586	41

Index by COMPOSITE TOE / STEEL TOE / 100% NON-METALLIC

COMPOSITE TOE (CONT.)

STYLE NAME	GENDER	STYLE #	PAGE
Rebar® Lift H2O	Women's	10053821	42
Rebar® Wedge Chelsea H2O	Women's	10053719	44
Rebar® Wedge Moc Toe 6" H2O	Men's	10053615	43
Rebar® Wedge Moc Toe H2O	Women's	10053717	44
Rebar® Wedge Pull-On H2O	Men's	10053613	43
RigTEK™ 6" H2O CSA®	Men's	10045418	27
RigTEK™ 8" H2O CSA®	Men's	10035989	27
RigTEK™ 8" Wide Square Toe	Men's	10012927	87
RigTEK™ Pull-On H2O CSA®	Men's	10035988	28
RigTEK™ Wide Square Toe H2O	Men's	10012932	87
RigTEK™ Wide Square Toe H2O	Men's	10034156	87
RigTEK™ Wildcat 8" BOA® H2O CSA®	Men's	10035930	86
RigTEK™ Wildcat Pull-On H2O CSA®	Men's	10035929	86
Riveter 6" CSA® H2O	Women's	10035773	38
Riveter 8" H2O 400g CSA® Glacier Grip™	Women's	10036707	39
Riveter Chelsea CSA® H2O	Women's	10035772	38
Riveter Pull-On BOA® H2O CSA®	Women's	10050831	39
Riveter Pull-On CSA® H2O	Women's	10035774	39
Riveter Pull-On H2O 400g CSA® Glacier Grip™	Women's	10036708	39
Stump Jumper™ 6" BOA® H2O	Men's	10048060	25
Stump Jumper™ 6" H2O	Men's	10038299	25
Stump Jumper™ 8" BOA® H2O	Men's	10048059	25

STYLE NAME	GENDER	STYLE #	PAGE
Stump Jumper™ 8" H2O 600g CSA® Glacier Grip™	Men's	10038283	26
Stump Jumper™ Pull-On BOA® H2O	Men's	10048061	25
Stump Jumper™ Pull-On H2O	Men's	10038282	26
Tracey Pull-On	Women's	10008634	104
Tracey Pull-On H2O	Women's	10015405	104
WorkHog® 8" H2O	Men's	10011943	83
WorkHog® Mesteno H2O	Men's	10015400	81
WorkHog® Pull-On	Men's	10001191	84
WorkHog® Pull-On H2O	Men's	10001200	84
WorkHog® Wide Square Toe CSA®	Men's	10017170	79
WorkHog® Wide Square Toe CSA® XTR	Men's	10042491	79
WorkHog® Wide Square Toe H2O	Men's	10017420	82
WorkHog® Wide Square Toe H2O 400G	Men's	10018555	81
WorkHog® Wide Square Toe H2O 400G CSA®	Men's	10042552	80
WorkHog® Wide Square Toe H2O CSA®	Men's	10017175	80
WorkHog® Wide Square Toe H2O CSA®	Men's	10042554	80
WorkHog® Wide Square Toe Met Guard CSA®	Men's	10017174	80
WorkHog® Wide Square Toe Met Guard H2O	Men's	10016265	81
WorkHog® Wide Square Toe Met Guard H2O CSA®	Men's	10042553	81
WorkHog® Wide Square Toe VentTEK™	Men's	10020084	82
Working Mile SD	Men's	10042565	51

STEEL TOE

STYLE NAME	GENDER	STYLE #	PAGE
Cascade 8" Wide Square Toe	Men's	10011917	95
Fatbaby® Work Pull-On	Women's	10040431	108
Groundbreaker Chelsea H2O	Men's	10024983	46
Groundbreaker Chelsea Wide Square Toe H2O	Men's	10034148	101
Groundbreaker Chelsea Wide Square Toe H2O	Men's	10038324	101
Groundbreaker Met Guard	Men's	10036107	47
Groundbreaker Pull-On	Men's	10014241	47
Groundbreaker Wide Square Toe	Men's	10015191	100
Groundbreaker Wide Square Toe	Men's	10021108	100
Groundbreaker Wide Square Toe H2O	Men's	10015196	101
Groundbreaker Wide Square Toe H2O	Men's	10024992	101
Groundbreaker Wide Square Toe Met Guard	Men's	10020063	100
Groundwork Wide Square Toe	Men's	10034717	101
Groundwork Wide Square Toe H2O	Men's	10034720	102
Krista Pull-On H2O	Women's	10029516	107
Krista Pull-On Met Guard	Women's	10033994	107
Rambler Work Wedge	Men's	10035883	103

STYLE NAME	GENDER	STYLE #	PAGE
Sierra	Men's	10021473	94
Sierra Shock Shield® Patriot Wide Square Toe	Men's	10044426	92
Sierra Shock Shield® Wide Square Toe	Men's	10042541	92
Sierra Shock Shield® Wide Square Toe	Men's	10046929	92
Sierra Shock Shield® Wide Square Toe H2O	Men's	10044544	92
Sierra Wide Square Toe	Men's	10010134	93
Sierra Wide Square Toe	Men's	10017434	93
Sierra Wide Square Toe Puncture Resistant	Men's	10012948	93
Terrain Steel Toe Wide Square Toe	Men's	10016379	96
Treadfast 6"	Men's	10034671	55
Treadfast 6" H2O	Men's	10034673	55
Treadfast 6" H2O	Women's	10040405	56
Treadfast 8" H2O	Men's	10042496	55
Treadfast Temper 6" H2O Met Guard	Men's	10053574	55
WorkHog® Patriot	Men's	10022968	82
WorkHog® Wide Square Toe	Men's	10006961	82
WorkHog® Wide Square Toe H2O	Men's	10010133	83

100% NON-METALLIC

STYLE NAME	GENDER	STYLE #	PAGE
Casual Work Mid Lace SD	Women's	10020097	57
Edge LTE Chukka	Men's	10024951	49
Edge LTE Chukka H2O	Men's	10024953	48
Edge LTE Chukka Met Guard	Men's	10034149	48
Edge LTE Chukka SD	Men's	10038398	50
Edge LTE Moc	Men's	10024954	49
Edge LTE Moc	Men's	10044578	49
Edge LTE Moc	Women's	10035978	50
Edge LTE Moc	Women's	10042485	50
Edge LTE Moc H2O	Men's	10024956	49
Edge LTE Slip-On SD	Men's	10029530	50
Expert Safety Clog SD	Women's	10011976	58
MasterGrip™ Pull-On SD	Men's	10020094	31
Outpace®	Men's	10040282	62

STYLE NAME	GENDER	STYLE #	PAGE
Outpace®	Men's	10040283	62
Outpace®	Women's	10040322	63
Outpace®	Women's	10040323	63
Outpace®	Women's	10040324	63
Outpace® SD	Men's	10040319	62
Outpace® SD	Women's	10044427	63
Outpace® Shift	Men's	10047025	61
Outpace® Shift	Men's	10047026	61
Outpace® Shift	Men's	10047027	61
Outpace® Shift	Women's	10046878	62
Outpace® Shift	Women's	10046879	62
Outpace® Shift	Women's	10046880	62
Outpace® Shift H2O	Men's	10053619	61
Outpace® Shift H2O	Women's	10053618	62

Index by 100% NON-METALLIC / STYLE NAME

100% NON-METALLIC (CONT.)

STYLE NAME	GENDER	STYLE #	PAGE
Outpace® Shift Mid	Men's	10050844	61
Outpace® Shift Mid	Women's	10050845	61
Rebar® Flex 6"	Men's	10021495	45
Rebar® Flex Western H2O	Men's	10021485	98
Rebar® Flex Western H2O	Men's	10021486	98
Rebar® Flex Western H2O	Men's	10034157	98
Rebar® Flex Western H2O	Men's	10034158	98
Rebar® Flex Western Patriot H2O	Men's	10029518	99
Rebar® Flex Western SD	Men's	10053616	99
Rebar® Flex Western VentTEK™ Incognito	Men's	10040432	98
Rebar® Flex Western VentTEK™ Incognito	Men's	10040436	98
ShiftRunner™	Men's	10042569	65
ShiftRunner™	Men's	10042570	65
ShiftRunner™	Women's	10042566	65
ShiftRunner™	Women's	10042567	65
ShiftRunner™	Women's	10042568	65
Turbo 6" H2O	Men's	10027335	34
Turbo 6" H2O	Men's	10032608	34
Turbo 6" H2O	Men's	10046860	34
Turbo 6" H2O	Men's	10046861	34

STYLE NAME	GENDER	STYLE #	PAGE
Turbo 6" H2O CSA®	Men's	10029132	36
Turbo 6" H2O CSA®	Men's	10029134	36
Turbo 6" H2O CSA®	Men's	10052209	36
Turbo 6" USA Assembled H2O	Men's	10036739	33
Turbo 8" H2O	Men's	10027326	34
Turbo 8" H2O	Men's	10050823	34
Turbo 8" H2O	Men's	10050843	34
Turbo 8" USA Assembled H2O	Men's	10036737	33
Turbo Chelsea H2O	Men's	10027330	35
Turbo Chelsea H2O	Men's	10027331	35
Turbo Chelsea H2O	Men's	10032609	35
Turbo Chelsea USA Assembled H2O	Men's	10036738	33
Turbo Outlaw 6" H2O	Men's	10033996	36
Turbo Outlaw 6" H2O CSA®	Men's	10045417	36
Turbo Outlaw 8" H2O 400g CSA®	Men's	10033997	37
Turbo Outlaw 8" Met Guard H2O CSA®	Men's	10033998	37
Turbo Pull-On H2O	Men's	10027328	35
Turbo Pull-On Moc Toe H2O	Men's	10040396	35
Turbo Pull-On Moc Toe H2O	Men's	10040397	35
Working Mile SD	Men's	10042565	51

INDEX BY STYLE NAME

ANTHEM WORK

Women's Anthem Deco	106
Women's Anthem H2O	106
Women's Anthem Patriot H2O	105
Women's Anthem VentTEK™	106
Women's Anthem VentTEK™ H2O	105

BIG RIG

Big Rig	90
Big Rig 6" H2O	29
Big Rig 8" H2O	29
Big Rig BOA® H2O	89
Big Rig Chelsea H2O	30
Big Rig H2O	89
Big Rig Tread VentTEK™	89

CASUAL WORK

Women's Casual Work Mid Lace SD	57
---------------------------------	----

CATALYST™ VX WORK

Catalyst™ VX Work 8" Met Guard H2O	16
Catalyst™ VX Work Wide Square Toe H2O	68

CONVEYER™

Conveyer™	59
-----------	----

EDGE LTE

Edge LTE Chukka	49
Edge LTE Chukka H2O	48
Edge LTE Chukka Met Guard	48
Edge LTE Chukka SD	50
Edge LTE Moc	49
Edge LTE Moc H2O	49
Edge LTE Slip-On SD	50
Women's Edge LTE Moc	50

ENDEAVOR

Endeavor 6" H2O	19
Endeavor 8" H2O	19
Endeavor 8" H2O 400G	19

EXPERT SAFETY CLOG

Women's Expert Safety Clog SD	58
-------------------------------	----

FATBABY® WORK

Women's Fatbaby® Work Pull-On	108
Women's Krista Pull-On H2O	107
Women's Krista Pull-On Met Guard	107

GROUNDBREAKER

Groundbreaker 6"	46
Groundbreaker Chelsea H2O	46
Groundbreaker Chelsea Wide Square Toe H2O	101
Groundbreaker Met Guard	47
Groundbreaker Pull-On	47
Groundbreaker Wide Square Toe	100
Groundbreaker Wide Square Toe H2O	101
Groundbreaker Wide Square Toe H2O	101
Groundbreaker Wide Square Toe Met Guard	100
Groundwork Pull-On H2O	102
Groundwork Wide Square Toe	101
Groundwork Wide Square Toe H2O	102

INTREPID™

Intrepid™ 8" H2O	71
Intrepid™ Live Wire H2O	70
Intrepid™ VentTEK™	70

LOGGER SHOCK SHIELD™

Logger Shock Shield® H2O	23
Logger Shock Shield® H2O 400G	23
Longview Shock Shield® H2O	23

MASTERGRIP™

MasterGrip™ Pull-On SD	31
------------------------	----

OUTPACE™

Outpace®	62
Outpace® SD	62
Outpace® Shift	61
Outpace® Shift H2O	61
Outpace® Shift Mid	61
Women's Outpace®	63
Women's Outpace® SD	63
Women's Outpace® Shift	62
Women's Outpace® Shift H2O	62
Women's Outpace® Shift Mid	61

OVERDRIVE™

OverDrive™ 8" Wide Square Toe H2O	72
OverDrive™ Pull-On H2O	17
OverDrive™ Wide Square Toe	72
OverDrive™ XTR Pull-On H2O	17

POWERLINE

Powerline 8" H2O	20
Powerline 8" H2O 400G	20
Powerline H2O 400G	21

RAMBLER WORK WEDGE

Rambler Work Wedge	103
--------------------	-----

REBAR® FLEX

Rebar® Flex 6"	45
----------------	----

REBAR® FLEX WESTERN

Rebar® Flex Western H2O	98
Rebar® Flex Western Patriot H2O	99
Rebar® Flex Western SD	99
Rebar® Flex Western VentTEK™ Incognito	98

REBAR® LIFT

Rebar® Lift 6" H2O	41
Rebar® Lift 8" H2O	41
Rebar® Lift Chukka	41
Rebar® Lift Chukka H2O	42
Women's Rebar® Lift H2O	42

REBAR® WEDGE

Rebar® Wedge Moc Toe 6" H2O	43
Rebar® Wedge Pull-On H2O	43
Women's Rebar® Wedge Chelsea H2O	44
Women's Rebar® Wedge Moc Toe H2O	44

RIGTEK™

RigTEK™ 6" H2O CSA®	27
RigTEK™ 8" H2O CSA®	27
RigTEK™ 8" Wide Square Toe	87
RigTEK™ Pull-On H2O CSA®	28
RigTEK™ Wide Square Toe H2O	87
RigTEK™ Wildcat 8" BOA® H2O CSA®	86
RigTEK™ Wildcat Pull-On H2O CSA®	86

INDEX BY STYLE NAME (CONT.)

RIVETER

Women's Riveter 6" CSA® H2O	38
Women's Riveter 8" H2O 400g CSA® Glacier Grip™	39
Women's Riveter Chelsea CSA® H2O	38
Women's Riveter Pull-On BOA® H2O CSA®	39
Women's Riveter Pull-On CSA® H2O	39
Women's Riveter Pull-On H2O 400g CSA® Glacier Grip™	39

SHIFTRUNNER™

ShiftRunner™	65
Women's ShiftRunner™	65

SIERRA

Cascade 8"	95
Cascade 8" H2O	95
Cascade 8" Wide Square Toe	95
Sierra	94
Sierra H2O	94
Sierra Saddle	93
Sierra Shock Shield® Patriot Wide Square Toe	92
Sierra Shock Shield® Wide Square Toe	92
Sierra Shock Shield® Wide Square Toe H2O	92
Sierra Wide Square Toe	93
Sierra Wide Square Toe Puncture Resistant	93

STUMP JUMPER™

Stump Jumper™ 6" BOA® H2O	25
Stump Jumper™ 6" H2O	25
Stump Jumper™ 8" BOA® H2O	25
Stump Jumper™ 8" H2O 600g CSA® Glacier Grip™	26
Stump Jumper™ Pull-On BOA® H2O	25
Stump Jumper™ Pull-On H2O	26

TERRAIN WORK

Terrain Steel Toe Wide Square Toe	96
---	----

TRACEY

Women's Casey 6"	52
Women's Casey 6" Met Guard	53
Women's Macey™	52
Women's Tracey Pull-On	104
Women's Tracey Pull-On H2O	104

TREADFAST

Treadfast 6"	55
Treadfast 6" H2O	55
Treadfast 8" H2O	55
Treadfast Temper 6" H2O Met Guard	55
Women's Treadfast 6" H2O	56

TURBO

Turbo 6" H2O	34
Turbo 6" H2O CSA®	36
Turbo 6" USA Assembled H2O	33
Turbo 8" H2O	34
Turbo 8" USA Assembled H2O	33
Turbo Chelsea H2O	35
Turbo Chelsea USA Assembled H2O	33
Turbo Outlaw 6" H2O	36
Turbo Outlaw 6" H2O CSA®	36
Turbo Outlaw 8" H2O 400g CSA®	37
Turbo Outlaw 8" Met Guard H2O CSA®	37
Turbo Pull-On H2O	35
Turbo Pull-On Moc Toe H2O	35

WORKHOG®

WorkHog® 8"	83
WorkHog® 8" H2O	83
WorkHog® Mesteno H2O	81

WorkHog® Patriot	82
WorkHog® Pull-On	84
WorkHog® Pull-On H2O	84
WorkHog® Wide Square Toe	82
WorkHog® Wide Square Toe CSA®	79
WorkHog® Wide Square Toe CSA® XTR	79
WorkHog® Wide Square Toe H2O	82
WorkHog® Wide Square Toe H2O 400G	81
WorkHog® Wide Square Toe H2O 400G CSA®	80
WorkHog® Wide Square Toe H2O CSA®	80
WorkHog® Wide Square Toe Met Guard CSA®	80
WorkHog® Wide Square Toe Met Guard H2O	81
WorkHog® Wide Square Toe Met Guard H2O CSA®	81
WorkHog® Wide Square Toe VentTEK™	82

WORKHOG® XT

WorkHog® XT 8" BOA® H2O	74
WorkHog® XT Coil Wide Square Toe	76
WorkHog® XT Cottonwood	76
WorkHog® XT Dare	77
WorkHog® XT Incognito	75
WorkHog® XT Patriot H2O	77
WorkHog® XT Phoenix	77
WorkHog® XT Pull-On	78
WorkHog® XT Pull-On H2O	78
WorkHog® XT Tumbleweed H2O	78
WorkHog® XT VentTEK™ Bold H2O	75
WorkHog® XT VentTEK™ H2O	75
WorkHog® XT Wellington H2O	76
WorkHog® XT Wide Square Toe BOA®	74
WorkHog® XT Wide Square Toe BOA® H2O	74
WorkHog® XT Wide Square Toe H2O	77

WORKING MILE

Working Mile SD	51
-----------------------	----

INDEX BY STYLE NUMBER

10001187	84	10011976	58	10020059	100	10027326	34	10033997	37	10036002	77	10040319	62
10001188	84	10012927	87	10020063	100	10027328	35	10033998	37	10036005	75	10040322	63
10001191	84	10012932	87	10020072	70	10027330	35	10034142	94	10036107	47	10040323	63
10001198	84	10012940	72	10020079	71	10027331	35	10034148	101	10036707	39	10040324	63
10001200	84	10012942	17	10020083	82	10027335	34	10034149	48	10036708	39	10040396	35
10002304	93	10012948	93	10020084	82	10029132	36	10034156	87	10036737	33	10040397	35
10002385	94	10014238	47	10020094	31	10029134	36	10034157	98	10036738	33	10040404	56
10002397	95	10014241	47	10020097	57	10029498	106	10034158	98	10036739	33	10040405	56
10002418	95	10015191	100	10021108	100	10029515	76	10034671	55	10038223	75	10040431	108
10002420	95	10015196	101	10021473	94	10029516	107	10034672	55	10038282	26	10040432	98
10002422	94	10015400	81	10021485	98	10029518	99	10034673	55	10038283	26	10040433	105
10004986	94	10015405	104	10021486	98	10029530	50	10034717	101	10038299	25	10040436	98
10005888	82	10016253	68	10021495	45	10031474	77	10034718	101	10038316	76	10042484	55
10005947	52	10016256	46	10021706	16	10031483	77	10034720	102	10038317	76	10042485	50
10005949	52	10016265	81	10022968	82	10031591	19	10034724	102	10038318	76	10042491	79
10006961	82	10016266	83	10023042	70	10031659	19	10035772	38	10038320	76	10042496	55
10008633	84	10016379	96	10023100	82	10031663	106	10035773	38	10038321	76	10042541	92
10008634	104	10017170	79	10024951	49	10031664	106	10035774	39	10038323	76	10042544	30
10008635	84	10017174	80	10024952	77	10032608	34	10035881	75	10038324	101	10042545	30
10010133	83	10017175	80	10024953	48	10032609	35	10035883	103	10038373	19	10042550	29
10010134	93	10017420	82	10024954	49	10033921	52	10035911	78	10038398	50	10042551	29
10010148	93	10017434	93	10024956	49	10033963	90	10035929	86	10038921	74	10042552	80
10010901	17	10017436	82	10024966	78	10033966	90	10035930	86	10038922	74	10042553	81
10011916	95	10018555	81	10024968	78	10033991	89	10035965	102	10038923	74	10042554	80
10011917	95	10018563	20	10024971	78	10033993	89	10035978	50	10038924	74	10042555	92
10011933	72	10018566	20	10024983	46	10033994	107	10035984	75	10040266	55	10042565	51
10011939	83	10018567	20	10024984	101	10033995	53	10035988	28	10040282	62	10042566	65
10011943	83	10018569	21	10024992	101	10033996	36	10035989	27	10040283	62	10042567	65

Index by STYLE NUMBER

STYLE NUMBER (CONT.)

10042568 65	10045435 78	10046931 77	10050827 105	10050839 59	10053572 29	10053619 61
10042569 65	10045436 78	10047025 61	10050828 89	10050840 23	10053573 29	10053644 72
10042570 65	10045437 78	10047026 61	10050829 70	10050841 23	10053574 55	10053717 44
10044426 92	10045438 78	10047027 61	10050830 70	10050842 23	10053586 41	10053718 44
10044427 63	10046860 34	10047028 41	10050831 39	10050843 34	10053587 41	10053719 44
10044504 75	10046861 34	10047029 41	10050832 76	10050844 61	10053612 43	10053720 44
10044505 92	10046876 41	10048059 25	10050833 76	10050845 61	10053613 43	10053775 19
10044544 92	10046877 41	10048060 25	10050834 89	10050846 42	10053614 43	10053777 89
10044545 92	10046878 62	10048061 25	10050835 75	10052209 36	10053615 43	10053817 23
10044578 49	10046879 62	10050823 34	10050836 41	10053569 23	10053616 99	10053818 23
10045417 36	10046880 62	10050825 19	10050837 41	10053570 23	10053617 89	10053821 42
10045418 27	10046929 92	10050826 19	10050838 59	10053571 19	10053618 62	10053822 42

Notes





ARIAT INTERNATIONAL, INC.

1500 Alvarado Street, Suite 100
San Leandro CA 94577
Phone: 510-477-7000
Toll Free: 800-899-8141
Fax: 510-477-6900
Email: info@ariat.com

ARIAT.COM

ARIATWORK.COM

B2B.ARIAT.COM

For more information on sales
associate training of Ariat
product and technologies,
contact your sales
representative.

EUROPEAN ECONOMIC AREA

Ariat EU B.V.
Baxter Building B.V.
Muiderstraat 1, 1011 PZ
Amsterdam, Netherlands
Phone: +44 1367 242818
Email: info.ae@ariat.com

UNITED KINGDOM

Ariat Europe Limited
Princes Manor Barn
Reading Road
Harwell
Oxfordshire
OX11 0LU, England
Phone: +44 1367 242818
Email: info.ae@ariat.com

AUSTRALIA / NEW ZEALAND

Just Country Australia
P.O. Box 211
Acacia Ridge QLD 4110
Australia
Phone: +617 3711 8000
Fax: +617 3711 8080
Email: sales@justcountry.com.au,
info@ariat.com.au
Web: ariat.com.au

LATIN AMERICA

Nelson H. Aquino
Email: nelson.aquino@ariat.com

MEXICO

Grupo Quince 22 S.A. de C.V.
Carretera Guadalajara- Tepic
4935 Nave 43
Col. San Juan De Ocotan
C.P. 45203
Zapopan, Jalisco, Mexico
Phone: +52 3316527504
Email: buyer@1522.mx

PERU

Electro Ferro Centro (EFC)
Av. Republica de Panamá 5364
Surquillo, Lima, Perú
Phone: +51 946439771
Email: Efc.shop@efc.com.pe
Web: efc.com.pe